


The 3% tariff surcharge remains in effect until further notice.

Please contact us or refer to our [website](#) for additional information.


Product Features

- Select upholstery or HPL for seats and backs
- Generous cleanout space between seat and back
- Wallsaver design. Guest and Armless stackable up to 4
- Solid maple armcaps. Optional PU and solid surface

Model # Description	Dimensions W"xD"xH"	Shipping	Pricing
AV1131 Guest Chair Upholstered Seat Upholstered Back 300 lb. Capacity	Seat Height: 19	UPS/FedEx: Yes	Grade 2 \$ 715 Grade 8 \$ 995
	Arm Height: 26	Weight *: 46	Gr 3/COM \$ 809 Grade 9 \$ 1,088
	Overall: 24 x 23 x 32	Cube *: 10.8	Grade 4 \$ 827 Grade 10 \$ 1,212
	Inside: 21 x 18 x 15	Cartons: 1	Grade 5 \$ 849 Grade 11 \$ 1,361
	COM Yardage: 1.75		Grade 6 \$ 882 Grade 12 \$ 1,555
			Grade 7 \$ 930 Grade 13 \$ 1,807
 AV1141 Guest Chair Upholstered Seat Laminate Back	Seat Height: 19	UPS/FedEx: Yes	Grade 2 \$ 739 Grade 8 \$ 950
	Arm Height: 26	Weight *: 46	Gr 3/COM \$ 809 Grade 9 \$ 1,020
	Overall: 24 x 23 x 32	Cube *: 10.8	Grade 4 \$ 823 Grade 10 \$ 1,113
	Inside: 21 x 18 x 15	Cartons: 1	Grade 5 \$ 840 Grade 11 \$ 1,225
	COM Yardage: 1.25		Grade 6 \$ 865 Grade 12 \$ 1,371
			Grade 7 \$ 901 Grade 13 \$ 1,560
AV1151 Guest Chair Laminate Seat Laminate Back	Seat Height: 18	UPS/FedEx: Yes	\$ 762
	Arm Height: 26	Weight *: 46	
	Overall: 24 x 23 x 32	Cube *: 10.8	
	Inside: 21 x 18 x 15	Cartons: 1	

GSA SIN 33721

NOTE: PACKED 2 PER CARTON, PRICED INDIVIDUALLY
 *Weight and cube are for 2-packs

AV1132 Armless Guest Chair Upholstered Seat Upholstered Back	Seat Height: 19	UPS/FedEx: Yes	Grade 2 \$ 655 Grade 8 \$ 935
	Overall: 21 x 23 x 32	Weight *: 40	Gr 3/COM \$ 749 Grade 9 \$ 1,028
	COM Yardage: 1.75	Cube *: 10.8	Grade 4 \$ 767 Grade 10 \$ 1,152
		Cartons: 1	Grade 5 \$ 789 Grade 11 \$ 1,301
			Grade 6 \$ 822 Grade 12 \$ 1,495
			Grade 7 \$ 870 Grade 13 \$ 1,747
 AV1142 Armless Guest Chair Upholstered Seat Laminate Back	Seat Height: 19	UPS/FedEx: Yes	Grade 2 \$ 695 Grade 8 \$ 906
	Overall: 21 x 23 x 32	Weight *: 44	Gr 3/COM \$ 765 Grade 9 \$ 976
	COM Yardage: 1.25	Cube *: 10.8	Grade 4 \$ 779 Grade 10 \$ 1,069
		Cartons: 1	Grade 5 \$ 796 Grade 11 \$ 1,181
			Grade 6 \$ 821 Grade 12 \$ 1,327
			Grade 7 \$ 857 Grade 13 \$ 1,516
AV1152 Armless Guest Chair Laminate Seat Laminate Back	Seat Height: 18	UPS/FedEx: Yes	\$ 725
	Overall: 21 x 23 x 32	Weight *: 40	
		Cube *: 10.8	
		Cartons: 1	

GSA SIN 33721



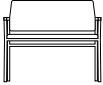
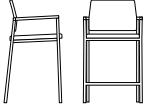
NOTE: PACKED 2 PER CARTON, PRICED INDIVIDUALLY
 *Weight and cube are for 2-packs

Open Market

BROKEN CARTON CHARGE: Avon Chairs are packed 2 pieces per carton. If a single piece or an odd number is ordered we will assess a Broken Carton Charge of \$20 net.


Product Features

- Select upholstery or HPL for seats and backs
- Generous cleanout space between seat and back
- Wallsaver design
- Solid maple armcaps. Optional PU and solid surface

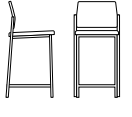
	Model # Description	Dimensions W"xD"xH"	Shipping	Pricing
	AV1231 Oversize Chair Upholstered Seat Upholstered Back 400 lb. Capacity	Seat Height: 19 Arm Height: 26 Overall: 28 x 23 x 32 Inside: 25 x 18 x 15 COM Yardage: 1.75	UPS/FedEx: Yes Weight: 30 Cube: 12.2 Cartons: 1	Grade 2 \$ 840 Grade 3/COM \$ 945 Grade 4 \$ 966 Grade 5 \$ 992 Grade 6 \$ 1,028 Grade 7 \$ 1,082 Grade 8 \$ 1,156 Grade 9 \$ 1,261 Grade 10 \$ 1,400 Grade 11 \$ 1,569 Grade 12 \$ 1,787 Grade 13 \$ 2,071
	AV1241 Oversize Chair Upholstered Seat Laminate Back	Seat Height: 19 Arm Height: 26 Overall: 28 x 23 x 32 Inside: 25 x 18 x 15 COM Yardage: 1.25	UPS/FedEx: Yes Weight: 30 Cube: 12.2 Cartons: 1	Grade 2 \$ 861 Grade 3/COM \$ 949 Grade 4 \$ 966 Grade 5 \$ 987 Grade 6 \$ 1,018 Grade 7 \$ 1,063 Grade 8 \$ 1,125 Grade 9 \$ 1,212 Grade 10 \$ 1,328 Grade 11 \$ 1,468 Grade 12 \$ 1,650 Grade 13 \$ 1,887
GSA SIN 33721				
	AV1251 Oversize Chair Laminate Seat Laminate Back	Seat Height: 18 Arm Height: 26 Overall: 28 x 23 x 32 Inside: 25 x 18 x 15	UPS/FedEx: Yes Weight: 30 Cube: 12.2 Cartons: 1	\$ 883
	AV1401 Bariatric Chair Upholstered Seat Upholstered Back 750 lb. Capacity	Seat Height: 19 Arm Height: 26 Overall: 34 x 23 x 32 Inside: 31 x 18 x 15 COM Yardage: 2.25	UPS/FedEx: Yes Weight: 42 Cube: 13.6 Cartons: 1	Grade 2 \$ 1,148 Grade 3/COM \$ 1,323 Grade 4 \$ 1,357 Grade 5 \$ 1,400 Grade 6 \$ 1,462 Grade 7 \$ 1,551 Grade 8 \$ 1,675 Grade 9 \$ 1,849 Grade 10 \$ 2,082 Grade 11 \$ 2,362 Grade 12 \$ 2,726 Grade 13 \$ 3,200
GSA SIN 339113H				
	AV1501 Loveseat Upholstered Seat Upholstered Back	Seat Height: 19 Arm Height: 26 Overall: 44 x 23 x 32 Inside: 41 x 18 x 15 COM Yardage: 2.5	UPS/FedEx: Yes Weight: 54 Cube: 17.5 Cartons: 1	Grade 2 \$ 1,301 Grade 3/COM \$ 1,476 Grade 4 \$ 1,510 Grade 5 \$ 1,553 Grade 6 \$ 1,615 Grade 7 \$ 1,704 Grade 8 \$ 1,828 Grade 9 \$ 2,002 Grade 10 \$ 2,235 Grade 11 \$ 2,515 Grade 12 \$ 2,879 Grade 13 \$ 3,353
GSA SIN 33721				
	AV1161 Hip Chair Upholstered Seat Upholstered Back	Seat Height: 25 Arm Height: 32 Overall: 24 x 23 x 38 Inside: 21 x 18 x 15 COM Yardage: 1.75	UPS/FedEx: Yes Weight: 52 Cube: 19.7 Cartons: 1	Grade 2 \$ 914 Grade 3/COM \$ 1,008 Grade 4 \$ 1,026 Grade 5 \$ 1,048 Grade 6 \$ 1,081 Grade 7 \$ 1,129 Grade 8 \$ 1,194 Grade 9 \$ 1,287 Grade 10 \$ 1,411 Grade 11 \$ 1,560 Grade 12 \$ 1,754 Grade 13 \$ 2,006
GSA SIN 339113H				

Product Features

- Select upholstery or HPL for seats and backs
- Generous cleanout space between seat and back
- Wallsaver design
- Solid maple armcaps. Optional PU and solid surface

Model # Description	Dimensions W"xD"xH"	Shipping	Pricing
AV1194 Bar Height Stool Upholstered Seat Upholstered Back	Seat Height: 31	UPS/FedEx: Yes	Grade 2 \$ 840 Grade 8 \$ 1,104
	Overall: 17 x 23 x 44	Weight: 28	Gr 3/COM \$ 928 Grade 9 \$ 1,191
	COM Yardage: 1.75	Cube: 12.3	Grade 4 \$ 945 Grade 10 \$ 1,307
		Cartons: 1	Grade 5 \$ 966 Grade 11 \$ 1,447
			Grade 6 \$ 997 Grade 12 \$ 1,629
			Grade 7 \$ 1,042 Grade 13 \$ 1,866
 AV1195 Bar Height Stool Upholstered Seat Laminate Back	Seat Height: 31	UPS/FedEx: Yes	Grade 2 \$ 863 Grade 8 \$ 1,074
	Overall: 17 x 23 x 44	Weight: 28	Gr 3/COM \$ 933 Grade 9 \$ 1,144
	COM Yardage: 1.25	Cube: 12.3	Grade 4 \$ 947 Grade 10 \$ 1,237
		Cartons: 1	Grade 5 \$ 964 Grade 11 \$ 1,349
			Grade 6 \$ 989 Grade 12 \$ 1,495
			Grade 7 \$ 1,025 Grade 13 \$ 1,684
AV1196 Bar Height Stool Laminate Seat Laminate Back			Seat Height: 30 Overall: 17 x 23 x 44 UPS/FedEx: Yes Weight: 28 Cube: 12.3 Cartons: 1 \$ 884

GSA SIN 33712H

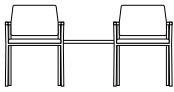
AV1184 Counter Height Stool Upholstered Seat Upholstered Back	Seat Height: 25	UPS/FedEx: Yes	Grade 2 \$ 840 Grade 8 \$ 1,104
	Overall: 17 x 23 x 38	Weight: 26	Gr 3/COM \$ 928 Grade 9 \$ 1,191
	COM Yardage: 1.75	Cube: 11.3	Grade 4 \$ 945 Grade 10 \$ 1,307
		Cartons: 1	Grade 5 \$ 966 Grade 11 \$ 1,447
			Grade 6 \$ 997 Grade 12 \$ 1,629
			Grade 7 \$ 1,042 Grade 13 \$ 1,866
 AV1185 Counter Height Stool Upholstered Seat Laminate Back	Seat Height: 25	UPS/FedEx: Yes	Grade 2 \$ 863 Grade 8 \$ 1,074
	Overall: 17 x 23 x 38	Weight: 26	Gr 3/COM \$ 933 Grade 9 \$ 1,144
	COM Yardage: 1.25	Cube: 11.3	Grade 4 \$ 947 Grade 10 \$ 1,237
		Cartons: 1	Grade 5 \$ 964 Grade 11 \$ 1,349
			Grade 6 \$ 989 Grade 12 \$ 1,495
			Grade 7 \$ 1,025 Grade 13 \$ 1,684
AV1186 Counter Height Stool Laminate Seat Laminate Back			Seat Height: 24 Overall: 17 x 23 x 38 UPS/FedEx: Yes Weight: 26 Cube: 11.3 Cartons: 1 \$ 884

Open Market

Product Features

- Select upholstery or HPL for seats and backs
- Generous cleanout space between seat and back
- Wallsaver design
- Solid maple armcaps. Optional PU and solid surface

Model # Description	Dimensions W"xD"xH"	Shipping	Pricing			
AV2231 2 Chairs with Connecting Center Table UPH Seat UPH Back	Seat Height: 19	UPS/FedEx: Yes	Grade 2	\$ 1,793	Grade 8	\$ 2,353
	Arm Height: 26	Weight: 59	Gr 3/COM	\$ 1,981	Grade 9	\$ 2,539
	Overall: 67 x 23 x 32	Cube: 12.3	Grade 4	\$ 2,017	Grade 10	\$ 2,787
	Inside: 21 x 18 x 15	Cartons: 2	Grade 5	\$ 2,061	Grade 11	\$ 3,085
	COM Yardage: 2.5		Grade 6	\$ 2,127	Grade 12	\$ 3,473
			Grade 7	\$ 2,223	Grade 13	\$ 3,977



GSA SIN 33721

AV2241 2 Chairs with Connecting Center Table UPH Seat LAM Back	Seat Height: 19	UPS/FedEx: Yes	Grade 2	\$ 1,838	Grade 8	\$ 2,259
	Arm Height: 26	Weight: 59	Gr 3/COM	\$ 1,978	Grade 9	\$ 2,399
	Overall: 67 x 23 x 32	Cube: 12.3	Grade 4	\$ 2,005	Grade 10	\$ 2,585
	Inside: 21 x 18 x 15	Cartons: 2	Grade 5	\$ 2,040	Grade 11	\$ 2,809
	COM Yardage: 1.5		Grade 6	\$ 2,089	Grade 12	\$ 3,101
			Grade 7	\$ 2,161	Grade 13	\$ 3,479

AV2251 2 Chairs with Connecting Center Table LAM Seat LAM Back	Seat Height: 18	UPS/FedEx: Yes	\$ 1,883			
	Arm Height: 26	Weight: 59				
	Overall: 67 x 23 x 32	Cube: 12.3				
	Inside: 21 x 18 x 15	Cartons: 2				

AV2331 2 Chairs with Connecting Corner Table UPH Seat UPH Back	Seat Height: 19	UPS/FedEx: Yes	Grade 2	\$ 1,992	Grade 8	\$ 2,552
	Arm Height: 26	Weight: 59	Gr 3/COM	\$ 2,180	Grade 9	\$ 2,738
	Overall: 56 x 56 x 32	Cube: 12.3	Grade 4	\$ 2,216	Grade 10	\$ 2,986
	Inside: 21 x 18 x 15	Cartons: 2	Grade 5	\$ 2,260	Grade 11	\$ 3,284
	COM Yardage: 2.5		Grade 6	\$ 2,326	Grade 12	\$ 3,672
			Grade 7	\$ 2,422	Grade 13	\$ 4,176



GSA SIN 33721

AV2341 2 Chairs with Connecting Corner Table UPH Seat LAM Back	Seat Height: 19	UPS/FedEx: Yes	Grade 2	\$ 2,038	Grade 8	\$ 2,459
	Arm Height: 26	Weight: 59	Gr 3/COM	\$ 2,178	Grade 9	\$ 2,599
	Overall: 56 x 56 x 32	Cube: 13.1	Grade 4	\$ 2,205	Grade 10	\$ 2,785
	Inside: 21 x 18 x 15	Cartons: 2	Grade 5	\$ 2,240	Grade 11	\$ 3,009
	COM Yardage: 1.5		Grade 6	\$ 2,289	Grade 12	\$ 3,301
			Grade 7	\$ 2,361	Grade 13	\$ 3,679





AV2351 2 Chairs with Connecting Corner Table LAM Seat LAM Back	Seat Height: 18	UPS/FedEx: Yes	\$ 2,081			
	Arm Height: 26	Weight: 59				
	Overall: 56 x 56 x 32	Cube: 12.3				
	Inside: 21 x 18 x 15	Cartons: 2				


Product Features


- Crisp, modern design with comfort and sophistication
- Bench center table features high pressure laminate top with matching edgeband


Model # Description	Dimensions W"xD"xH"	Shipping	Pricing
------------------------	------------------------	----------	---------

Options for Avon Chairs

 GSA SIN 33721	Armcap Choices	Solid Maple	Select any wood finish from page 5	No additional charge
		Polyurethane	Flint Gray Onyx Black	\$ 68 per set
		Solid Surface	Select any solid surface material from page 5	\$ 337 per set
 GSA SIN 33721	Seat and Back Choices	Laminate	Select any Laminate from page 5	Pricing as noted above
		Upholstered	Select any Upholstery	
 GSA SIN 33721	Casters	Casters are mounted on all 4 legs. Designed for Guest and Armless chairs only		\$ 73
		 GSA SIN 33721	Ganging Brackets	Set of 2 brackets for connecting 2 chairs together. Brackets space chairs approximately 1 1/2" apart. Connect Guest, Armless, Oversize, Bariatric and Hip chairs.
	AV0090			





 GSA SIN 33721	AV2001	Seat Height: 18.5	UPS/FedEx: Yes	Grade 2 \$ 915	Grade 8 \$ 1,389
		Overall: 46 x 21 x 18.5	Weight: 41	Gr 3/COM \$ 1,073	Grade 9 \$ 1,546
	2 Seat Bench	COM Yardage: 1.75	Cube: 7	Grade 4 \$ 1,103	Grade 10 \$ 1,755
			Cartons: 1	Grade 5 \$ 1,142	Grade 11 \$ 2,008
				Grade 6 \$ 1,197	Grade 12 \$ 2,335
				Grade 7 \$ 1,278	Grade 13 \$ 2,761

 GSA SIN 33721	AV2003	Seat Height: 18.5	UPS/FedEx: No	Grade 2 \$ 1,221	Grade 8 \$ 1,748
		Overall: 68.5 x 21 x 18.5	Weight: 49	Gr 3/COM \$ 1,396	Grade 9 \$ 1,922
	2 Seat Bench with Center Table	COM Yardage: 3.25	Cube: 5.9	Grade 4 \$ 1,430	Grade 10 \$ 2,155
			Cartons: 2	Grade 5 \$ 1,473	Grade 11 \$ 2,435
				Grade 6 \$ 1,535	Grade 12 \$ 2,799
				Grade 7 \$ 1,624	Grade 13 \$ 3,273


 GSA SIN 33721	AV3001	Seat Height: 18.5	UPS/FedEx: No	Grade 2 \$ 1,258	Grade 8 \$ 1,890
		Overall: 68.5 x 21 x 18.5	Weight: 49	Gr 3/COM \$ 1,468	Grade 9 \$ 2,099
	3 Seat Bench	COM Yardage: 2.5	Cube: 10	Grade 4 \$ 1,509	Grade 10 \$ 2,378
			Cartons: 1	Grade 5 \$ 1,561	Grade 11 \$ 2,715
				Grade 6 \$ 1,634	Grade 12 \$ 3,152
				Grade 7 \$ 1,742	Grade 13 \$ 3,720

Product Features

- High pressure laminate or solid surface tabletops
- Reverse bevel knife edge profile
- Optional power unit available

	Model # Description		Dimensions W"xD"xH"	Shipping	Pricing
 GSA SIN 33721	AV0620 End Table Square with Laminate Tabletop	Overall:	20 x 20 x 20	UPS/FedEx: Yes Weight: 22 Cube: 2.3 Cartons: 1	\$ 485
	AV0621 End Table Square with Solid Surface Tabletop	Overall:	20 x 20 x 20	UPS/FedEx: Yes Weight: 32 Cube: 2.3 Cartons: 1	\$ 915
 GSA SIN 33721	AV0524 End Table Round with Laminate Tabletop	Overall:	24 x 24 x 20	UPS/FedEx: Yes Weight: 21 Cube: 2.3 Cartons: 1	\$ 503
	AV0525 End Table Round with Solid Surface Tabletop	Overall:	24 x 24 x 20	UPS/FedEx: Yes Weight: 32 Cube: 2.3 Cartons: 1	\$ 1,064
 GSA SIN 33721	AV0020 Connecting Center Table with Laminate Tabletop	Overall: Height	23.5 x 17 17.5	UPS/FedEx: Yes Weight: 13 Cube: 1.4 Cartons: 1	\$ 356
 GSA SIN 33721	AV0030 Connecting Corner Table with Laminate Tabletop	Overall: Height	29 x 17 17.5	UPS/FedEx: Yes Weight: 22 Cube: 4.3 Cartons: 1	\$ 557


Options for Avon Tables

 GSA SIN 33721	Power PWT7	Compact power unit with 3 1/2" diameter black face plate. Includes 1 grounded AC outlet, 1 USB Type A and 1 USB Type C quick-charge ports. UL listed with 9' cord. Installed in the center of all tables unless otherwise requested.	\$ 222
--	-----------------------------	---	---------------

Avon Café Tables



Product Features

- Table base design is simple yet sophisticated
- High pressure laminate tabletops
- Select 1mm matching edgeband or reverse bevel knife edge profile
- 30" and 42" heights are both available

CAFÉ TABLES	Model # Description	Dimensions W"xD"xH"	Shipping	Pricing
	AV5130 30" Round Table 30" Tall	Overall: 30 x 30 x 30	UPS/FedEx: Yes Weight: 48 Cube: 3.6 Cartons: 3	\$ 914 Edgeband \$ 940 Reverse Bevel Knife Edge
	AV5136 36" Round Table 30" Tall	Overall: 36 x 36 x 30	UPS/FedEx: Yes Weight: 63 Cube: 4.8 Cartons: 3	\$ 1,038 Edgeband \$ 1,068 Reverse Bevel Knife Edge
GSA SIN 33721				
	AV5142 42" Round Table 30" Tall	Overall: 42 x 42 x 30	UPS/FedEx: No Weight: 79 Cube: 8 Cartons: 3	\$ 1,221 Edgeband \$ 1,252 Reverse Bevel Knife Edge
	AV5230 30" Round Table 42" Tall	Overall: 30 x 30 x 42	UPS/FedEx: Yes Weight: 56 Cube: 3.8 Cartons: 3	\$ 976 Edgeband \$ 1,002 Reverse Bevel Knife Edge
	AV5236 36" Round Table 42" Tall	Overall: 36 x 36 x 42	UPS/FedEx: Yes Weight: 69 Cube: 6.5 Cartons: 3	\$ 1,099 Edgeband \$ 1,129 Reverse Bevel Knife Edge
GSA SIN 33721				
	AV5242 42" Round Table 42" Tall	Overall: 42 x 42 x 42	UPS/FedEx: No Weight: 80 Cube: 8.2 Cartons: 3	\$ 1,282 Edgeband \$ 1,313 Reverse Bevel Knife Edge

Product Features


- Table base design is simple yet sophisticated
- High pressure laminate tabletops
- Select 1mm matching edgeband or reverse bevel knife edge profile
- 30" and 42" heights are both available


	Model # Description	Overall:	Dimensions W"xD"xH"	Shipping	Pricing
	AV6130 30" Square Table 30" Tall	Overall:	30 x 30 x 30	UPS/FedEx: Yes Weight: 57 Cube: 3.6 Cartons: 3	\$ 914 Edgeband \$ 940 Reverse Bevel Knife Edge
	AV6136 36" Square Table 30" Tall	Overall:	36 x 36 x 30	UPS/FedEx: Yes Weight: 73 Cube: 4.8 Cartons: 3	\$ 1,038 Edgeband \$ 1,068 Reverse Bevel Knife Edge
	AV6142 42" Square Table 30" Tall	Overall:	42 x 42 x 30	UPS/FedEx: No Weight: 91 Cube: 8 Cartons: 3	\$ 1,221 Edgeband \$ 1,252 Reverse Bevel Knife Edge
GSA SIN 33721					
	AV6230 30" Square Table 42" Tall	Overall:	30 x 30 x 42	UPS/FedEx: Yes Weight: 62 Cube: 4.2 Cartons: 3	\$ 976 Edgeband \$ 1,002 Reverse Bevel Knife Edge
	AV6236 36" Square Table 42" Tall	Overall:	36 x 36 x 42	UPS/FedEx: Yes Weight: 75 Cube: 5 Cartons: 3	\$ 1,099 Edgeband \$ 1,129 Reverse Bevel Knife Edge
	AV6242 42" Square Table 42" Tall	Overall:	42 x 42 x 42	UPS/FedEx: No Weight: 92 Cube: 8.2 Cartons: 3	\$ 1,282 Edgeband \$ 1,313 Reverse Bevel Knife Edge
GSA SIN 33721					

Avon Café Tables

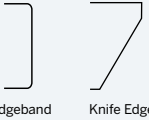

Product Features

- Table base design is simple yet sophisticated
- High pressure laminate tabletops
- Select 1mm matching edgeband or reverse bevel knife edge profile
- 30" and 42" heights are both available

CAFÉ TABLES	Model # Description	Dimensions W"xD"xH"	Shipping	Pricing
 GSA SIN 33721	AV7172 36"x 72" Oval Table 30" Tall	Overall: 36 x 72 x 30	UPS/FedEx: No Weight: 120 Cube: 11.3 Cartons: 5	\$ 1,961 Edgeband \$ 2,007 Reverse Bevel Knife Edge
	AV7272 36"x72" Oval Table 42" Tall	Overall: 36 x 72 x 42	UPS/FedEx: No Weight: 124 Cube: 11.6 Cartons: 5	\$ 2,064 Edgeband \$ 2,110 Reverse Bevel Knife Edge

 GSA SIN 33721	AV8172 36"x72" Rectangular Table 30" Tall	Overall: 36 x 72 x 30	UPS/FedEx: No Weight: 137 Cube: 11.3 Cartons: 5	\$ 1,961 Edgeband \$ 2,007 Reverse Bevel Knife Edge
	AV8272 36"x72" Rectangular Table 42" Tall	Overall: 36 x 72 x 42	UPS/FedEx: No Weight: 124 Cube: 11.6 Cartons: 5	\$ 2,064 Edgeband \$ 2,110 Reverse Bevel Knife Edge

Options for Avon Café Tables

 Edgeband Knife Edge	Edge Choices	Square cut edge with 1mm matching edgeband	Pricing as noted above
		Reverse bevel knife edge	Pricing as noted above
 GSA SIN 33721	Power	Compact power unit with 3 1/2" diameter black face plate. Includes 1 grounded AC outlet, 1 USB Type A and 1 USB Type C quick-charge ports. UL listed with 9' cord.	\$ 222
	PWT7	Installed in center of Oval and Rectangular tables unless otherwise requested. Cannot be installed in center of Round or Square tables.	