


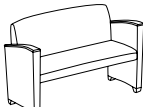
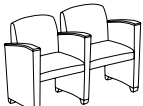



## Product Features

- Tailored arm design accented with beautifully contoured armcaps
- Solid maple armcaps and legs
- Optional polyurethane and solid surface armcaps
- Heavy-duty construction

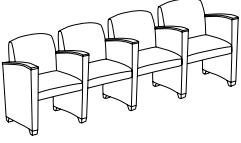
The 3% tariff surcharge remains in effect until further notice.

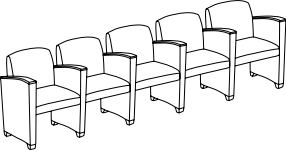
Please contact us or refer to our [website](#) for additional information.

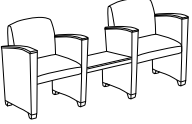
	Model # Description	Dimensions W"xD"xH"	Shipping	Pricing
	<b>SV1101</b>	Seat Height: 18	UPS/FedEx: Yes	Grade 2 \$ 1,281 Grade 8 \$ 2,123
	Guest Chair 400 lb. Capacity	Arm Height: 26 Overall: 26.5 x 26 x 32.5 Inside: 20 x 19 x 14.5 COM Yardage: 4	Weight: 51 Cube: 7.3 Cartons: 1	Gr 3/COM \$ 1,561 Grade 9 \$ 2,402 Grade 4 \$ 1,615 Grade 10 \$ 2,775 Grade 5 \$ 1,684 Grade 11 \$ 3,223 Grade 6 \$ 1,782 Grade 12 \$ 3,806 Grade 7 \$ 1,926 Grade 13 \$ 4,563
<b>GSA SIN 33721</b>				
	<b>SV1201</b>	Seat Height: 18	UPS/FedEx: Yes	Grade 2 \$ 1,443 Grade 8 \$ 2,496
	Oversize Guest Chair 500 lb. Capacity	Arm Height: 26 Overall: 30.5 x 26 x 32.5 Inside: 24 x 19 x 14.5 COM Yardage: 4.5	Weight: 56 Cube: 7.3 Cartons: 1	Gr 3/COM \$ 1,793 Grade 9 \$ 2,844 Grade 4 \$ 1,861 Grade 10 \$ 3,310 Grade 5 \$ 1,947 Grade 11 \$ 3,871 Grade 6 \$ 2,070 Grade 12 \$ 4,599 Grade 7 \$ 2,249 Grade 13 \$ 5,546
<b>GSA SIN 33721</b>				
	<b>SV1401</b>	Seat Height: 18	UPS/FedEx: Yes	Grade 2 \$ 1,939 Grade 8 \$ 2,992
	Bariatric Chair 750 lb. Capacity	Arm Height: 26 Overall: 36.5 x 26 x 32.5 Inside: 30 x 19 x 14.5 COM Yardage: 4.5	Weight: 65 Cube: 9 Cartons: 2	Gr 3/COM \$ 2,289 Grade 9 \$ 3,340 Grade 4 \$ 2,357 Grade 10 \$ 3,806 Grade 5 \$ 2,443 Grade 11 \$ 4,367 Grade 6 \$ 2,566 Grade 12 \$ 5,095 Grade 7 \$ 2,745 Grade 13 \$ 6,042
<b>GSA SIN 339113H</b>				
	<b>SV1501</b>	Seat Height: 18	UPS/FedEx: Yes	Grade 2 \$ 1,841 Grade 8 \$ 2,894
	Loveseat	Arm Height: 26 Overall: 49.5 x 26 x 32.5 Inside: 43 x 19 x 14.5 COM Yardage: 5	Weight: 83 Cube: 11.6 Cartons: 2	Gr 3/COM \$ 2,191 Grade 9 \$ 3,242 Grade 4 \$ 2,259 Grade 10 \$ 3,708 Grade 5 \$ 2,345 Grade 11 \$ 4,269 Grade 6 \$ 2,468 Grade 12 \$ 4,997 Grade 7 \$ 2,647 Grade 13 \$ 5,944
<b>GSA SIN 33721</b>				
	<b>SV2103</b>	Seat Height: 18	UPS/FedEx: Yes	Grade 2 \$ 2,325 Grade 8 \$ 3,799
	2 Seats with Center Arm	Arm Height: 26 Overall: 49.5 x 26 x 32.5 Inside: 20 x 19 x 14.5 COM Yardage: 7	Weight: 81 Cube: 13.8 Cartons: 2	Gr 3/COM \$ 2,815 Grade 9 \$ 4,286 Grade 4 \$ 2,910 Grade 10 \$ 4,939 Grade 5 \$ 3,030 Grade 11 \$ 5,724 Grade 6 \$ 3,202 Grade 12 \$ 6,743 Grade 7 \$ 3,454 Grade 13 \$ 8,068
<b>GSA SIN 33721</b>				
	<b>SV3103</b>	Seat Height: 18	UPS/FedEx: Yes	Grade 2 \$ 3,371 Grade 8 \$ 5,424
	3 Seats with Center Arms	Arm Height: 26 Overall: 72.5 x 26 x 32.5 Inside: 20 x 19 x 14.5 COM Yardage: 10.75	Weight: 128 Cube: 20.3 Cartons: 3	Gr 3/COM \$ 4,054 Grade 9 \$ 6,102 Grade 4 \$ 4,185 Grade 10 \$ 7,011 Grade 5 \$ 4,353 Grade 11 \$ 8,104 Grade 6 \$ 4,593 Grade 12 \$ 9,525 Grade 7 \$ 4,943 Grade 13 \$ 11,370
<b>GSA SIN 33721</b>				

## Product Features


- Tailored arm design accented with beautifully contoured armcaps
- Solid maple armcaps and legs
- Optional polyurethane and solid surface armcaps
- Heavy-duty construction

Model # Description	Dimensions W"xD"xH"	Shipping	Pricing			
 <p><b>SV4103</b> 4 Seats with Center Arms</p> <p>GSA SIN 33721</p>	Seat Height: 18	UPS/FedEx: Yes	Grade 2	\$ 4,416	Grade 8	\$ 6,942
	Arm Height: 26	Weight: 149	Gr 3/COM	\$ 5,256	Grade 9	\$ 7,777
	Overall: 95.5 x 26 x 32.5	Cube: 26.8	Grade 4	\$ 5,418	Grade 10	\$ 8,896
	Inside: 20 x 19 x 14.5	Cartons: 4	Grade 5	\$ 5,625	Grade 11	\$ 10,242
	COM Yardage: 14.75		Grade 6	\$ 5,919	Grade 12	\$ 11,990
			Grade 7	\$ 6,350	Grade 13	\$ 14,261

 <p><b>SV5103</b> 5 Seats with Center Arms</p> <p>GSA SIN 33721</p>	Seat Height: 18	UPS/FedEx: Yes	Grade 2	\$ 5,460	Grade 8	\$ 8,618
	Arm Height: 26	Weight: 208	Gr 3/COM	\$ 6,510	Grade 9	\$ 9,661
	Overall: 118.5 x 26 x 32.5	Cube: 33.3	Grade 4	\$ 6,712	Grade 10	\$ 11,060
	Inside: 20 x 19 x 14.5	Cartons: 5	Grade 5	\$ 6,971	Grade 11	\$ 12,742
	COM Yardage: 18.5		Grade 6	\$ 7,339	Grade 12	\$ 14,927
			Grade 7	\$ 7,878	Grade 13	\$ 17,767

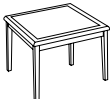

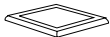
 <p><b>SV2201</b> 2 Seats with Connecting Center Table</p> <p>GSA SIN 33721</p>	Seat Height: 18	UPS/FedEx: Yes	Grade 2	\$ 2,920	Grade 8	\$ 4,604
	Arm Height: 26	Weight: 96	Gr 3/COM	\$ 3,480	Grade 9	\$ 5,161
	Overall: 73 x 26 x 32.5	Cube: 21.9	Grade 4	\$ 3,588	Grade 10	\$ 5,907
	Inside: 30 x 19 x 14.5	Cartons: 3	Grade 5	\$ 3,726	Grade 11	\$ 6,804
	COM Yardage: 7.75		Grade 6	\$ 3,922	Grade 12	\$ 7,969
			Grade 7	\$ 4,210	Grade 13	\$ 9,484

### Options for Savoy Chairs


	Armcap Choices	Solid Maple	Select any wood finish from page 5	<b>No additional charge</b>
		Polyurethane	Flint Gray Onyx Black	<b>No additional charge</b>
		Solid Surface	Select any solid surface material from page 5	<b>\$ 340 per set / \$170 each additional</b>
		GSA SIN 33721		

## Product Features

- Solid maple legs and frame
- Tabletops feature high pressure laminate inserts
- Optional power unit available

	Model # Description		Dimensions W"xD"xH"	Shipping	Pricing
	<b>SV0620</b> End Table	Overall:	20 x 20 x 20.5	UPS/FedEx: Yes Weight: 20 Cube: 1.8 Cartons: 1	<b>\$ 575</b>
GSA SIN 33721					
	<b>SV0624</b> Corner Table	Overall:	24 x 24 x 20.5	UPS/FedEx: Yes Weight: 32 Cube: 2.2 Cartons: 1	<b>\$ 671</b>
GSA SIN 33721					
	<b>SV0840</b> Coffee Table	Overall:	40 x 20 x 16.5	UPS/FedEx: Yes Weight: 33 Cube: 4.3 Cartons: 1	<b>\$ 742</b>
GSA SIN 33721					
	<b>SV0020</b> Connecting Center Table	Overall: Height	20 x 20 15	UPS/FedEx: Yes Weight: 15 Cube: 1.2 Cartons: 1	<b>\$ 356</b>
GSA SIN 33721					

## Options for Savoy Tables

	<b>Power</b> <b>PWT7</b>	Compact power unit with 3 1/2" diameter black face plate. Includes 1 grounded AC outlet, 1 USB Type A and 1 USB Type C quick-charge ports. UL listed with 9' cord.	<b>\$ 222</b>
GSA SIN 33721		Installed in center of all freestanding tables and in back of center table unless otherwise requested.	