



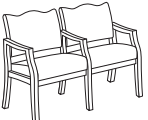
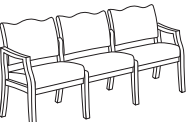


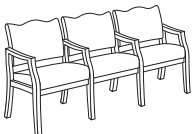
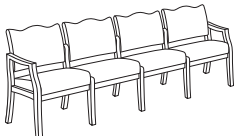
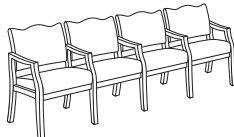
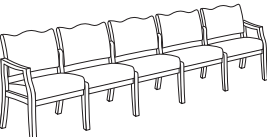
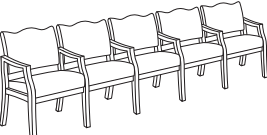
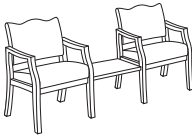
## Product Features

- Traditional design with elegant detailing
- Generous cleanout space between seat and back
- Solid maple construction
- Gang brackets available to create connected seating groups

	Model # Description	Dimensions W"xD"xH"	Shipping	Pricing
	<b>FK1101</b>	Seat Height: 18.5	UPS/FedEx: Yes	Grade 2 \$ 673 Grade 8 \$ 943
	Guest Chair 300 lb. Capacity	Arm Height: 25.75 Overall: 22.5 x 26 x 34 Inside: 19.5 x 17.5 x 16 COM Yardage: 1.75	Weight: 26 Cube: 5.2 Cartons: 1	Gr 3/COM \$ 763 Grade 9 \$ 1,032 Grade 4 \$ 780 Grade 10 \$ 1,151 Grade 5 \$ 802 Grade 11 \$ 1,294 Grade 6 \$ 834 Grade 12 \$ 1,481 Grade 7 \$ 880 Grade 13 \$ 1,723
<b>GSA SIN 33721</b>				
	<b>FK1201</b>	Seat Height: 18.5	UPS/FedEx: Yes	Grade 2 \$ 771 Grade 8 \$ 1,075
	Oversize Guest Chair 400 lb. Capacity	Arm Height: 25.75 Overall: 24.5 x 26 x 34 Inside: 21.5 x 17.5 x 16 COM Yardage: 1.75	Weight: 31 Cube: 5.2 Cartons: 1	Gr 3/COM \$ 872 Grade 9 \$ 1,175 Grade 4 \$ 892 Grade 10 \$ 1,310 Grade 5 \$ 917 Grade 11 \$ 1,472 Grade 6 \$ 952 Grade 12 \$ 1,682 Grade 7 \$ 1,004 Grade 13 \$ 1,955
<b>GSA SIN 33721</b>				
	<b>FK1102</b>	Seat Height: 18.5	UPS/FedEx: Yes	Grade 2 \$ 673 Grade 8 \$ 943
	Armless Guest Chair	Overall: 22.5 x 26 x 34 COM Yardage: 1.75	Weight: 26 Cube: 5.2 Cartons: 1	Gr 3/COM \$ 763 Grade 9 \$ 1,032 Grade 4 \$ 780 Grade 10 \$ 1,151 Grade 5 \$ 802 Grade 11 \$ 1,294 Grade 6 \$ 834 Grade 12 \$ 1,481 Grade 7 \$ 880 Grade 13 \$ 1,723
<b>GSA SIN 33721</b>				
	<b>FK2101</b>	Seat Height: 18.5	UPS/FedEx: Yes	Grade 2 \$ 1,301 Grade 8 \$ 1,841
	2 Seat Sofa	Arm Height: 25.75 Overall: 43.75 x 26 x 34 Inside: 40.75 x 17.5 x 16 COM Yardage: 2.75	Weight: 46 Cube: 10.4 Cartons: 1	Gr 3/COM \$ 1,481 Grade 9 \$ 2,019 Grade 4 \$ 1,515 Grade 10 \$ 2,257 Grade 5 \$ 1,559 Grade 11 \$ 2,543 Grade 6 \$ 1,623 Grade 12 \$ 2,917 Grade 7 \$ 1,715 Grade 13 \$ 3,401
<b>GSA SIN 33721</b>				
	<b>FK2103</b>	Seat Height: 18.5	UPS/FedEx: Yes	Grade 2 \$ 1,301 Grade 8 \$ 1,841
	2 Seats with Center Arm	Arm Height: 25.75 Overall: 43.75 x 26 x 34 Inside: 19.5 x 17.5 x 16 COM Yardage: 2.75	Weight: 42 Cube: 10.4 Cartons: 1	Gr 3/COM \$ 1,481 Grade 9 \$ 2,019 Grade 4 \$ 1,515 Grade 10 \$ 2,257 Grade 5 \$ 1,559 Grade 11 \$ 2,543 Grade 6 \$ 1,623 Grade 12 \$ 2,917 Grade 7 \$ 1,715 Grade 13 \$ 3,401
<b>GSA SIN 33721</b>				
	<b>FK3101</b>	Seat Height: 18.5	UPS/FedEx: Yes	Grade 2 \$ 1,930 Grade 8 \$ 2,740
	3 Seat Sofa	Arm Height: 25.75 Overall: 65 x 26 x 34 Inside: 62 x 17.5 x 16 COM Yardage: 4.5	Weight: 64 Cube: 10.4 Cartons: 1	Gr 3/COM \$ 2,200 Grade 9 \$ 3,007 Grade 4 \$ 2,251 Grade 10 \$ 3,364 Grade 5 \$ 2,317 Grade 11 \$ 3,793 Grade 6 \$ 2,413 Grade 12 \$ 4,354 Grade 7 \$ 2,551 Grade 13 \$ 5,080
<b>GSA SIN 33721</b>				


## Product Features

- Traditional design with elegant detailing
- Generous cleanout space between seat and back
- Solid maple construction
- Gang brackets available to create connected seating groups

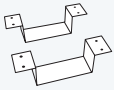
	Model # Description	Dimensions W"xD"xH"	Shipping	Pricing
	<b>FK3103</b> 3 Seats with Center Arms	Seat Height: 18.5 Arm Height: 25.75 Overall: 65 x 26 x 34 Inside: 19.5 x 17.5 x 16 COM Yardage: 4.5	UPS/FedEx: Yes Weight: 58 Cube: 10.4 Cartons: 1	Grade 2 \$ 1,930 Grade 8 \$ 2,740 Gr 3/COM \$ 2,200 Grade 9 \$ 3,007 Grade 4 \$ 2,251 Grade 10 \$ 3,364 Grade 5 \$ 2,317 Grade 11 \$ 3,793 Grade 6 \$ 2,413 Grade 12 \$ 4,354 Grade 7 \$ 2,551 Grade 13 \$ 5,080
<b>GSA SIN 33721</b>				
	<b>FK4101</b> 4 Seat Sofa	Seat Height: 18.5 Arm Height: 25.75 Overall: 86.25 x 26 x 34 Inside: 83.25 x 17.5 x 16 COM Yardage: 5.5	UPS/FedEx: Yes Weight: 83 Cube: 15.6 Cartons: 2	Grade 2 \$ 2,557 Grade 8 \$ 3,637 Gr 3/COM \$ 2,917 Grade 9 \$ 3,993 Grade 4 \$ 2,985 Grade 10 \$ 4,469 Grade 5 \$ 3,073 Grade 11 \$ 5,041 Grade 6 \$ 3,201 Grade 12 \$ 5,789 Grade 7 \$ 3,385 Grade 13 \$ 6,757
<b>GSA SIN 33721</b>				
	<b>FK4103</b> 4 Seats with Center Arms	Seat Height: 18.5 Arm Height: 25.75 Overall: 86.25 x 26 x 34 Inside: 19.5 x 17.5 x 16 COM Yardage: 5.5	UPS/FedEx: Yes Weight: 80 Cube: 15.6 Cartons: 2	Grade 2 \$ 2,557 Grade 8 \$ 3,637 Gr 3/COM \$ 2,917 Grade 9 \$ 3,993 Grade 4 \$ 2,985 Grade 10 \$ 4,469 Grade 5 \$ 3,073 Grade 11 \$ 5,041 Grade 6 \$ 3,201 Grade 12 \$ 5,789 Grade 7 \$ 3,385 Grade 13 \$ 6,757
<b>GSA SIN 33721</b>				
	<b>FK5101</b> 5 Seat Sofa	Seat Height: 18.5 Arm Height: 25.75 Overall: 107.5 x 26 x 34 Inside: 104.5 x 17.5 x 16 COM Yardage: 7.25	UPS/FedEx: Yes Weight: 102 Cube: 20.8 Cartons: 2	Grade 2 \$ 3,185 Grade 8 \$ 4,535 Gr 3/COM \$ 3,635 Grade 9 \$ 4,980 Grade 4 \$ 3,720 Grade 10 \$ 5,575 Grade 5 \$ 3,830 Grade 11 \$ 6,290 Grade 6 \$ 3,990 Grade 12 \$ 7,225 Grade 7 \$ 4,220 Grade 13 \$ 8,435
<b>GSA SIN 33721</b>				
	<b>FK5103</b> 5 Seats with Center Arm	Seat Height: 18.5 Arm Height: 25.75 Overall: 107.5 x 26 x 34 Inside: 19.5 x 17.5 x 16 COM Yardage: 7.25	UPS/FedEx: Yes Weight: 102 Cube: 20.8 Cartons: 2	Grade 2 \$ 3,185 Grade 8 \$ 4,535 Gr 3/COM \$ 3,635 Grade 9 \$ 4,980 Grade 4 \$ 3,720 Grade 10 \$ 5,575 Grade 5 \$ 3,830 Grade 11 \$ 6,290 Grade 6 \$ 3,990 Grade 12 \$ 7,225 Grade 7 \$ 4,220 Grade 13 \$ 8,435
<b>GSA SIN 33721</b>				
	<b>FK2201</b> 2 Chairs with Connecting Center Table	Seat Height: 18.5 Arm Height: 25.75 Overall: 65 x 26 x 34 Inside: 19.5 x 17.5 x 16 COM Yardage: 2.75	UPS/FedEx: Yes Weight: 58 Cube: 11.6 Cartons: 2	Grade 2 \$ 1,627 Grade 8 \$ 2,167 Gr 3/COM \$ 1,807 Grade 9 \$ 2,345 Grade 4 \$ 1,841 Grade 10 \$ 2,583 Grade 5 \$ 1,885 Grade 11 \$ 2,869 Grade 6 \$ 1,949 Grade 12 \$ 3,243 Grade 7 \$ 2,041 Grade 13 \$ 3,727
<b>GSA SIN 33721</b>				


## Product Features

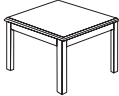
- Solid maple legs and tabletops
- Traditionally radiused edge profile
- Optional power unit available


	Model # Description	Dimensions W"xD"xH"	Shipping	Pricing																								
 <p><b>GSA SIN 33721</b></p>	<b>FK2301</b>	<b>Seat Height:</b> 18.5 <b>Arm Height:</b> 25.75 <b>Overall:</b> 57 x 57 x 34 <b>Inside:</b> 19.5 x 17.5 x 16 <b>COM Yardage:</b> 2.75	<b>UPS/FedEx:</b> Yes <b>Weight:</b> 73 <b>Cube:</b> 12.7 <b>Cartons:</b> 2	<table border="1"> <tr> <td>Grade 2</td> <td>\$ 1,802</td> <td>Grade 8</td> <td>\$ 2,342</td> </tr> <tr> <td>Gr 3/COM</td> <td>\$ 1,982</td> <td>Grade 9</td> <td>\$ 2,520</td> </tr> <tr> <td>Grade 4</td> <td>\$ 2,016</td> <td>Grade 10</td> <td>\$ 2,758</td> </tr> <tr> <td>Grade 5</td> <td>\$ 2,060</td> <td>Grade 11</td> <td>\$ 3,044</td> </tr> <tr> <td>Grade 6</td> <td>\$ 2,124</td> <td>Grade 12</td> <td>\$ 3,418</td> </tr> <tr> <td>Grade 7</td> <td>\$ 2,216</td> <td>Grade 13</td> <td>\$ 3,902</td> </tr> </table>	Grade 2	\$ 1,802	Grade 8	\$ 2,342	Gr 3/COM	\$ 1,982	Grade 9	\$ 2,520	Grade 4	\$ 2,016	Grade 10	\$ 2,758	Grade 5	\$ 2,060	Grade 11	\$ 3,044	Grade 6	\$ 2,124	Grade 12	\$ 3,418	Grade 7	\$ 2,216	Grade 13	\$ 3,902
	Grade 2	\$ 1,802	Grade 8	\$ 2,342																								
Gr 3/COM	\$ 1,982	Grade 9	\$ 2,520																									
Grade 4	\$ 2,016	Grade 10	\$ 2,758																									
Grade 5	\$ 2,060	Grade 11	\$ 3,044																									
Grade 6	\$ 2,124	Grade 12	\$ 3,418																									
Grade 7	\$ 2,216	Grade 13	\$ 3,902																									
<b>2 Chairs with Connecting Corner Table</b>																												

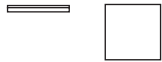
### Options for Franklin Chairs

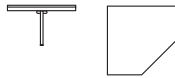
 <p><b>GSA SIN 33721</b></p>	<b>UV0090</b>	<b>Ganging Brackets</b> Set of 2 brackets for connecting 2 chairs together. Brackets space chairs approximately 1 1/2" apart. Suitable for Guest, Armless and Oversize Chairs.	<b>\$ 45 per set</b>

 <p><b>GSA SIN 33721</b></p>	<b>FK0620</b>	<b>Overall:</b> 20 x 20 x 20	<b>UPS/FedEx:</b> Yes <b>Weight:</b> 17 <b>Cube:</b> 1.8 <b>Cartons:</b> 1	<b>\$ 509</b>
	<b>End Table</b>			


 <p><b>GSA SIN 33721</b></p>	<b>FK0624</b>	<b>Overall:</b> 24 x 24 x 20	<b>UPS/FedEx:</b> Yes <b>Weight:</b> 23 <b>Cube:</b> 2.8 <b>Cartons:</b> 1	<b>\$ 602</b>
	<b>Corner Table</b>			

 <p><b>GSA SIN 33721</b></p>	<b>FK0840</b>	<b>Overall:</b> 40 x 20 x 16	<b>UPS/FedEx:</b> Yes <b>Weight:</b> 27 <b>Cube:</b> 4.3 <b>Cartons:</b> 1	<b>\$ 676</b>
	<b>Coffee Table</b>			

 <p><b>GSA SIN 33721</b></p>	<b>FK0020</b>	<b>Overall:</b> 20 x 20 <b>Height:</b> 15	<b>UPS/FedEx:</b> Yes <b>Weight:</b> 13 <b>Cube:</b> 1.2 <b>Cartons:</b> 1	<b>\$ 282</b>
	<b>Connecting Center Table</b>			

 <p><b>GSA SIN 33721</b></p>	<b>FK0030</b>	<b>Overall:</b> 30 x 30 <b>Height:</b> 15	<b>UPS/FedEx:</b> Yes <b>Weight:</b> 28 <b>Cube:</b> 2.3 <b>Cartons:</b> 1	<b>\$ 453</b>
	<b>Connecting Corner Table</b>			

### Options for Franklin Tables

 <p><b>GSA SIN 33721</b></p>	<b>PWT7</b>	<b>Power</b> Compact power unit with 3 1/2" diameter black face plate. Includes 1 grounded AC outlet, 1 USB Type A and 1 USB Type C quick-charge ports. UL listed with 9' cord.	<b>\$ 213</b>
		Installed in the center of all tables unless otherwise requested.	