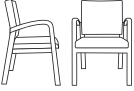







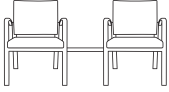
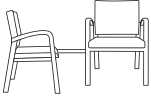




Product Features

- Refined contemporary design
- Wallsaver design. Guest and Oversize stackable up to 3 high
- Generous cleanout space between seat and back
- Optional polyurethane and solid surface armpads

	Model # Description	Dimensions W"xD"xH"	Shipping	Pricing																								
 GSA SIN 33721	NP1101 Guest Chair 300 lb. Capacity	Seat Height: 18.5 Arm Height: 27.5 Overall: 23.5 x 24 x 36 Inside: 20 x 18 x 18 COM Yardage: 1.5	UPS/FedEx: Yes Weight: 30 Cube: 5.5 Cartons: 1	<table border="1"> <tr><td>Grade 2</td><td>\$ 606</td><td>Grade 8</td><td>\$ 855</td></tr> <tr><td>Gr 3/COM</td><td>\$ 689</td><td>Grade 9</td><td>\$ 938</td></tr> <tr><td>Grade 4</td><td>\$ 705</td><td>Grade 10</td><td>\$ 1,048</td></tr> <tr><td>Grade 5</td><td>\$ 726</td><td>Grade 11</td><td>\$ 1,180</td></tr> <tr><td>Grade 6</td><td>\$ 755</td><td>Grade 12</td><td>\$ 1,353</td></tr> <tr><td>Grade 7</td><td>\$ 797</td><td>Grade 13</td><td>\$ 1,577</td></tr> </table>	Grade 2	\$ 606	Grade 8	\$ 855	Gr 3/COM	\$ 689	Grade 9	\$ 938	Grade 4	\$ 705	Grade 10	\$ 1,048	Grade 5	\$ 726	Grade 11	\$ 1,180	Grade 6	\$ 755	Grade 12	\$ 1,353	Grade 7	\$ 797	Grade 13	\$ 1,577
		Grade 2	\$ 606	Grade 8	\$ 855																							
Gr 3/COM	\$ 689	Grade 9	\$ 938																									
Grade 4	\$ 705	Grade 10	\$ 1,048																									
Grade 5	\$ 726	Grade 11	\$ 1,180																									
Grade 6	\$ 755	Grade 12	\$ 1,353																									
Grade 7	\$ 797	Grade 13	\$ 1,577																									
 GSA SIN 33721	NP1201 Oversize Guest Chair 400 lb. Capacity	Seat Height: 18.5 Arm Height: 27.5 Overall: 27.5 x 24 x 36 Inside: 24 x 18 x 18 COM Yardage: 2.5	UPS/FedEx: Yes Weight: 34 Cube: 5.5 Cartons: 1	<table border="1"> <tr><td>Grade 2</td><td>\$ 700</td><td>Grade 8</td><td>\$ 1,028</td></tr> <tr><td>Gr 3/COM</td><td>\$ 809</td><td>Grade 9</td><td>\$ 1,136</td></tr> <tr><td>Grade 4</td><td>\$ 830</td><td>Grade 10</td><td>\$ 1,281</td></tr> <tr><td>Grade 5</td><td>\$ 857</td><td>Grade 11</td><td>\$ 1,456</td></tr> <tr><td>Grade 6</td><td>\$ 895</td><td>Grade 12</td><td>\$ 1,682</td></tr> <tr><td>Grade 7</td><td>\$ 951</td><td>Grade 13</td><td>\$ 1,977</td></tr> </table>	Grade 2	\$ 700	Grade 8	\$ 1,028	Gr 3/COM	\$ 809	Grade 9	\$ 1,136	Grade 4	\$ 830	Grade 10	\$ 1,281	Grade 5	\$ 857	Grade 11	\$ 1,456	Grade 6	\$ 895	Grade 12	\$ 1,682	Grade 7	\$ 951	Grade 13	\$ 1,977
		Grade 2	\$ 700	Grade 8	\$ 1,028																							
Gr 3/COM	\$ 809	Grade 9	\$ 1,136																									
Grade 4	\$ 830	Grade 10	\$ 1,281																									
Grade 5	\$ 857	Grade 11	\$ 1,456																									
Grade 6	\$ 895	Grade 12	\$ 1,682																									
Grade 7	\$ 951	Grade 13	\$ 1,977																									
 GSA SIN 339113H	NP1401 Bariatric Chair 750 lb. Capacity	Seat Height: 18.5 Arm Height: 27.5 Overall: 33.5 x 24 x 36 Inside: 30 x 18 x 18 COM Yardage: 2.5	UPS/FedEx: Yes Weight: 55 Cube: 9.2 Cartons: 1	<table border="1"> <tr><td>Grade 2</td><td>\$ 982</td><td>Grade 8</td><td>\$ 1,450</td></tr> <tr><td>Gr 3/COM</td><td>\$ 1,138</td><td>Grade 9</td><td>\$ 1,605</td></tr> <tr><td>Grade 4</td><td>\$ 1,168</td><td>Grade 10</td><td>\$ 1,812</td></tr> <tr><td>Grade 5</td><td>\$ 1,206</td><td>Grade 11</td><td>\$ 2,061</td></tr> <tr><td>Grade 6</td><td>\$ 1,261</td><td>Grade 12</td><td>\$ 2,385</td></tr> <tr><td>Grade 7</td><td>\$ 1,341</td><td>Grade 13</td><td>\$ 2,806</td></tr> </table>	Grade 2	\$ 982	Grade 8	\$ 1,450	Gr 3/COM	\$ 1,138	Grade 9	\$ 1,605	Grade 4	\$ 1,168	Grade 10	\$ 1,812	Grade 5	\$ 1,206	Grade 11	\$ 2,061	Grade 6	\$ 1,261	Grade 12	\$ 2,385	Grade 7	\$ 1,341	Grade 13	\$ 2,806
		Grade 2	\$ 982	Grade 8	\$ 1,450																							
Gr 3/COM	\$ 1,138	Grade 9	\$ 1,605																									
Grade 4	\$ 1,168	Grade 10	\$ 1,812																									
Grade 5	\$ 1,206	Grade 11	\$ 2,061																									
Grade 6	\$ 1,261	Grade 12	\$ 2,385																									
Grade 7	\$ 1,341	Grade 13	\$ 2,806																									
 GSA SIN 33721	NP1501 Loveseat	Seat Height: 18.5 Arm Height: 27.5 Overall: 43.5 x 24 x 36 Inside: 40 x 18 x 18 COM Yardage: 2.75	UPS/FedEx: Yes Weight: 60 Cube: 11.9 Cartons: 1	<table border="1"> <tr><td>Grade 2</td><td>\$ 1,146</td><td>Grade 8</td><td>\$ 1,661</td></tr> <tr><td>Gr 3/COM</td><td>\$ 1,318</td><td>Grade 9</td><td>\$ 1,831</td></tr> <tr><td>Grade 4</td><td>\$ 1,351</td><td>Grade 10</td><td>\$ 2,059</td></tr> <tr><td>Grade 5</td><td>\$ 1,393</td><td>Grade 11</td><td>\$ 2,333</td></tr> <tr><td>Grade 6</td><td>\$ 1,453</td><td>Grade 12</td><td>\$ 2,689</td></tr> <tr><td>Grade 7</td><td>\$ 1,541</td><td>Grade 13</td><td>\$ 3,152</td></tr> </table>	Grade 2	\$ 1,146	Grade 8	\$ 1,661	Gr 3/COM	\$ 1,318	Grade 9	\$ 1,831	Grade 4	\$ 1,351	Grade 10	\$ 2,059	Grade 5	\$ 1,393	Grade 11	\$ 2,333	Grade 6	\$ 1,453	Grade 12	\$ 2,689	Grade 7	\$ 1,541	Grade 13	\$ 3,152
		Grade 2	\$ 1,146	Grade 8	\$ 1,661																							
Gr 3/COM	\$ 1,318	Grade 9	\$ 1,831																									
Grade 4	\$ 1,351	Grade 10	\$ 2,059																									
Grade 5	\$ 1,393	Grade 11	\$ 2,333																									
Grade 6	\$ 1,453	Grade 12	\$ 2,689																									
Grade 7	\$ 1,541	Grade 13	\$ 3,152																									
 GSA SIN 339113H	NP1161 Hip Chair Guest	Seat Height: 24.5 Arm Height: 33.5 Overall: 23.5 x 24 x 42 Inside: 20 x 18 x 18 COM Yardage: 1.5	UPS/FedEx: Yes Weight: 37 Cube: 5.5 Cartons: 1	<table border="1"> <tr><td>Grade 2</td><td>\$ 776</td><td>Grade 8</td><td>\$ 1,025</td></tr> <tr><td>Gr 3/COM</td><td>\$ 859</td><td>Grade 9</td><td>\$ 1,108</td></tr> <tr><td>Grade 4</td><td>\$ 875</td><td>Grade 10</td><td>\$ 1,218</td></tr> <tr><td>Grade 5</td><td>\$ 896</td><td>Grade 11</td><td>\$ 1,350</td></tr> <tr><td>Grade 6</td><td>\$ 925</td><td>Grade 12</td><td>\$ 1,523</td></tr> <tr><td>Grade 7</td><td>\$ 967</td><td>Grade 13</td><td>\$ 1,747</td></tr> </table>	Grade 2	\$ 776	Grade 8	\$ 1,025	Gr 3/COM	\$ 859	Grade 9	\$ 1,108	Grade 4	\$ 875	Grade 10	\$ 1,218	Grade 5	\$ 896	Grade 11	\$ 1,350	Grade 6	\$ 925	Grade 12	\$ 1,523	Grade 7	\$ 967	Grade 13	\$ 1,747
		Grade 2	\$ 776	Grade 8	\$ 1,025																							
Gr 3/COM	\$ 859	Grade 9	\$ 1,108																									
Grade 4	\$ 875	Grade 10	\$ 1,218																									
Grade 5	\$ 896	Grade 11	\$ 1,350																									
Grade 6	\$ 925	Grade 12	\$ 1,523																									
Grade 7	\$ 967	Grade 13	\$ 1,747																									
 GSA SIN 339113H	NP1261 Hip Chair Oversize	Seat Height: 24.5 Arm Height: 33.5 Overall: 27.5 x 24 x 42 Inside: 24 x 18 x 18 COM Yardage: 2.5	UPS/FedEx: Yes Weight: 41 Cube: 5.5 Cartons: 1	<table border="1"> <tr><td>Grade 2</td><td>\$ 872</td><td>Grade 8</td><td>\$ 1,200</td></tr> <tr><td>Gr 3/COM</td><td>\$ 981</td><td>Grade 9</td><td>\$ 1,308</td></tr> <tr><td>Grade 4</td><td>\$ 1,002</td><td>Grade 10</td><td>\$ 1,453</td></tr> <tr><td>Grade 5</td><td>\$ 1,029</td><td>Grade 11</td><td>\$ 1,628</td></tr> <tr><td>Grade 6</td><td>\$ 1,067</td><td>Grade 12</td><td>\$ 1,854</td></tr> <tr><td>Grade 7</td><td>\$ 1,123</td><td>Grade 13</td><td>\$ 2,149</td></tr> </table>	Grade 2	\$ 872	Grade 8	\$ 1,200	Gr 3/COM	\$ 981	Grade 9	\$ 1,308	Grade 4	\$ 1,002	Grade 10	\$ 1,453	Grade 5	\$ 1,029	Grade 11	\$ 1,628	Grade 6	\$ 1,067	Grade 12	\$ 1,854	Grade 7	\$ 1,123	Grade 13	\$ 2,149
		Grade 2	\$ 872	Grade 8	\$ 1,200																							
Gr 3/COM	\$ 981	Grade 9	\$ 1,308																									
Grade 4	\$ 1,002	Grade 10	\$ 1,453																									
Grade 5	\$ 1,029	Grade 11	\$ 1,628																									
Grade 6	\$ 1,067	Grade 12	\$ 1,854																									
Grade 7	\$ 1,123	Grade 13	\$ 2,149																									






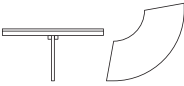
Product Features

- Benches with a refined sense of style
- Heavy-duty construction


	Model # Description	Dimensions W"xD"xH"	Shipping	Pricing																								
 <p>GSA SIN 33721</p>	<p>NP2201</p> <p>2 Chairs with Connecting Center Table</p>	<p>Seat Height: 18.5</p> <p>Arm Height: 27.5</p> <p>Overall: 65 x 24 x 36</p> <p>Inside: 20 x 18 x 18</p> <p>COM Yardage: 3</p>	<p>UPS/FedEx: Yes</p> <p>Weight: 73</p> <p>Cube: 12.5</p> <p>Cartons: 3</p>	<table border="1"> <tr> <td>Grade 2</td> <td>\$ 1,533</td> <td>Grade 8</td> <td>\$ 2,031</td> </tr> <tr> <td>Gr 3/COM</td> <td>\$ 1,699</td> <td>Grade 9</td> <td>\$ 2,197</td> </tr> <tr> <td>Grade 4</td> <td>\$ 1,731</td> <td>Grade 10</td> <td>\$ 2,417</td> </tr> <tr> <td>Grade 5</td> <td>\$ 1,773</td> <td>Grade 11</td> <td>\$ 2,681</td> </tr> <tr> <td>Grade 6</td> <td>\$ 1,831</td> <td>Grade 12</td> <td>\$ 3,027</td> </tr> <tr> <td>Grade 7</td> <td>\$ 1,915</td> <td>Grade 13</td> <td>\$ 3,475</td> </tr> </table>	Grade 2	\$ 1,533	Grade 8	\$ 2,031	Gr 3/COM	\$ 1,699	Grade 9	\$ 2,197	Grade 4	\$ 1,731	Grade 10	\$ 2,417	Grade 5	\$ 1,773	Grade 11	\$ 2,681	Grade 6	\$ 1,831	Grade 12	\$ 3,027	Grade 7	\$ 1,915	Grade 13	\$ 3,475
		Grade 2	\$ 1,533	Grade 8	\$ 2,031																							
Gr 3/COM	\$ 1,699	Grade 9	\$ 2,197																									
Grade 4	\$ 1,731	Grade 10	\$ 2,417																									
Grade 5	\$ 1,773	Grade 11	\$ 2,681																									
Grade 6	\$ 1,831	Grade 12	\$ 3,027																									
Grade 7	\$ 1,915	Grade 13	\$ 3,475																									
 <p>GSA SIN 33721</p>	<p>NP2301</p> <p>2 Chairs with Connecting Corner Table</p>	<p>Seat Height: 18.5</p> <p>Arm Height: 27.5</p> <p>Overall: 56 x 56 x 36</p> <p>Inside: 20 x 18 x 18</p> <p>COM Yardage: 3</p>	<p>UPS/FedEx: Yes</p> <p>Weight: 82</p> <p>Cube: 13.3</p> <p>Cartons: 3</p>	<table border="1"> <tr> <td>Grade 2</td> <td>\$ 1,710</td> <td>Grade 8</td> <td>\$ 2,208</td> </tr> <tr> <td>Gr 3/COM</td> <td>\$ 1,876</td> <td>Grade 9</td> <td>\$ 2,374</td> </tr> <tr> <td>Grade 4</td> <td>\$ 1,908</td> <td>Grade 10</td> <td>\$ 2,594</td> </tr> <tr> <td>Grade 5</td> <td>\$ 1,950</td> <td>Grade 11</td> <td>\$ 2,858</td> </tr> <tr> <td>Grade 6</td> <td>\$ 2,008</td> <td>Grade 12</td> <td>\$ 3,204</td> </tr> <tr> <td>Grade 7</td> <td>\$ 2,092</td> <td>Grade 13</td> <td>\$ 3,652</td> </tr> </table>	Grade 2	\$ 1,710	Grade 8	\$ 2,208	Gr 3/COM	\$ 1,876	Grade 9	\$ 2,374	Grade 4	\$ 1,908	Grade 10	\$ 2,594	Grade 5	\$ 1,950	Grade 11	\$ 2,858	Grade 6	\$ 2,008	Grade 12	\$ 3,204	Grade 7	\$ 2,092	Grade 13	\$ 3,652
		Grade 2	\$ 1,710	Grade 8	\$ 2,208																							
Gr 3/COM	\$ 1,876	Grade 9	\$ 2,374																									
Grade 4	\$ 1,908	Grade 10	\$ 2,594																									
Grade 5	\$ 1,950	Grade 11	\$ 2,858																									
Grade 6	\$ 2,008	Grade 12	\$ 3,204																									
Grade 7	\$ 2,092	Grade 13	\$ 3,652																									
<p>Options for Newport Chairs</p>																												
 <p>GSA SIN 33721</p>	<p>Armpads</p>	<p>Polyurethane Black only</p>		\$ 62 per set																								
		<p>Solid Surface Select any solid surface material from page 6</p>		\$ 205 per set																								
 <p>GSA SIN 33721</p>	<p>Ganging Brackets</p> <p>NP0090</p>	<p>Set of 2 brackets for connecting 2 chairs together. Brackets space chairs approximately 1 1/2" apart. Connect Guest, Oversize, Bariatric, Loveseat and Hip chairs.</p>		\$ 42 per set																								
 <p>GSA SIN 33721</p>	<p>NP2001</p> <p>2 Seat Bench</p>	<p>Seat Height: 18.5</p> <p>Overall: 45 x 21 x 18.5</p> <p>COM Yardage: 1.75</p>	<p>UPS/FedEx: Yes</p> <p>Weight: 38</p> <p>Cube: 4.9</p> <p>Cartons: 1</p>	<table border="1"> <tr> <td>Grade 2</td> <td>\$ 798</td> <td>Grade 8</td> <td>\$ 1,126</td> </tr> <tr> <td>Gr 3/COM</td> <td>\$ 907</td> <td>Grade 9</td> <td>\$ 1,234</td> </tr> <tr> <td>Grade 4</td> <td>\$ 928</td> <td>Grade 10</td> <td>\$ 1,379</td> </tr> <tr> <td>Grade 5</td> <td>\$ 955</td> <td>Grade 11</td> <td>\$ 1,554</td> </tr> <tr> <td>Grade 6</td> <td>\$ 993</td> <td>Grade 12</td> <td>\$ 1,780</td> </tr> <tr> <td>Grade 7</td> <td>\$ 1,049</td> <td>Grade 13</td> <td>\$ 2,075</td> </tr> </table>	Grade 2	\$ 798	Grade 8	\$ 1,126	Gr 3/COM	\$ 907	Grade 9	\$ 1,234	Grade 4	\$ 928	Grade 10	\$ 1,379	Grade 5	\$ 955	Grade 11	\$ 1,554	Grade 6	\$ 993	Grade 12	\$ 1,780	Grade 7	\$ 1,049	Grade 13	\$ 2,075
		Grade 2	\$ 798	Grade 8	\$ 1,126																							
Gr 3/COM	\$ 907	Grade 9	\$ 1,234																									
Grade 4	\$ 928	Grade 10	\$ 1,379																									
Grade 5	\$ 955	Grade 11	\$ 1,554																									
Grade 6	\$ 993	Grade 12	\$ 1,780																									
Grade 7	\$ 1,049	Grade 13	\$ 2,075																									
 <p>GSA SIN 33721</p>	<p>NP3001</p> <p>3 Seat Bench</p>	<p>Seat Height: 18.5</p> <p>Overall: 67 x 21 x 18.5</p> <p>COM Yardage: 2.25</p>	<p>UPS/FedEx: No</p> <p>Weight: 49</p> <p>Cube: 6.2</p> <p>Cartons: 1</p>	<table border="1"> <tr> <td>Grade 2</td> <td>\$ 1,079</td> <td>Grade 8</td> <td>\$ 1,501</td> </tr> <tr> <td>Gr 3/COM</td> <td>\$ 1,220</td> <td>Grade 9</td> <td>\$ 1,640</td> </tr> <tr> <td>Grade 4</td> <td>\$ 1,247</td> <td>Grade 10</td> <td>\$ 1,826</td> </tr> <tr> <td>Grade 5</td> <td>\$ 1,281</td> <td>Grade 11</td> <td>\$ 2,051</td> </tr> <tr> <td>Grade 6</td> <td>\$ 1,330</td> <td>Grade 12</td> <td>\$ 2,342</td> </tr> <tr> <td>Grade 7</td> <td>\$ 1,402</td> <td>Grade 13</td> <td>\$ 2,721</td> </tr> </table>	Grade 2	\$ 1,079	Grade 8	\$ 1,501	Gr 3/COM	\$ 1,220	Grade 9	\$ 1,640	Grade 4	\$ 1,247	Grade 10	\$ 1,826	Grade 5	\$ 1,281	Grade 11	\$ 2,051	Grade 6	\$ 1,330	Grade 12	\$ 2,342	Grade 7	\$ 1,402	Grade 13	\$ 2,721
		Grade 2	\$ 1,079	Grade 8	\$ 1,501																							
Gr 3/COM	\$ 1,220	Grade 9	\$ 1,640																									
Grade 4	\$ 1,247	Grade 10	\$ 1,826																									
Grade 5	\$ 1,281	Grade 11	\$ 2,051																									
Grade 6	\$ 1,330	Grade 12	\$ 2,342																									
Grade 7	\$ 1,402	Grade 13	\$ 2,721																									

Product Features

- High pressure laminate or solid surface tabletops
- Reverse bevel knife edge profile
- Optional power unit available

	Model # Description		Dimensions W"xD"xH"	Shipping	Pricing
 GSA SIN 33721	NP0620	Overall:	20 x 20 x 20	UPS/FedEx: Yes	\$ 464
	End Table Laminated Tabletop			Weight: 23 Cube: 1.8 Cartons: 1	
 GSA SIN 33721	NP0621	Overall:	20 x 20 x 20	UPS/FedEx: Yes	\$ 848
	End Table Solid Surface Tabletop			Weight: 28 Cube: 1.8 Cartons: 1	
 GSA SIN 33721	NP0840	Overall:	40 x 20 x 16	UPS/FedEx: Yes	\$ 634
	Coffee Table Laminated Tabletop			Weight: 34 Cube: 2.3 Cartons: 1	
 GSA SIN 33721	NP0841	Overall:	40 x 20 x 16	UPS/FedEx: Yes	\$ 1,320
	Coffee Table Solid Surface Tabletop			Weight: 44 Cube: 2.3 Cartons: 1	
 GSA SIN 33721	NP0020	Overall:	23.5 x 17	UPS/FedEx: Yes	\$ 318
	Connecting Center Table Laminated Tabletop	Height	16.5	Weight: 13 Cube: 1.5 Cartons: 1	
 GSA SIN 33721	NP0030	Overall:	29 x 17	UPS/FedEx: Yes	\$ 497
	Connecting Corner Table Laminated Tabletop	Height	16.5	Weight: 22 Cube: 2.3 Cartons: 1	

Options for Newport Tables

 GSA SIN 33721	Power	Includes 1 grounded AC outlet and 2 USB charging ports.	\$ 197
	PWT7	3 1/2" diameter black face plate. UL listed with 9' cord. Installed in the center of all tables unless otherwise requested.	