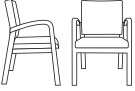







Notice:
Tariff surcharge no longer applies to 2021 pricing. Contact us for additional information.

Product Features

- Refined contemporary design
- Wallsaver design. Guest and Oversize stackable up to 3 high
- Generous cleanout space between seat and back
- Optional polyurethane and solid surface armpads

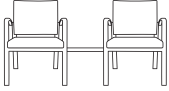
Please note new model # format:
NP1101 (new) | NP1401G5 (previous)

	Model # Description	Dimensions W"xD"xH"	Shipping	Pricing																								
 GSA SIN 33721	NP1101 NP1401G5 Guest Chair 300 lb. Capacity	Seat Height: 18.5 Arm Height: 27.5 Overall: 23.5 x 24 x 36 Inside: 20 x 18 x 18 COM Yardage: 1.5	UPS/FedEx: Yes Weight: 30 Cube: 5.5 Cartons: 1	<table border="1"> <tr><td>Grade 2</td><td>\$ 514</td><td>Grade 8</td><td>\$ 726</td></tr> <tr><td>Gr 3/COM</td><td>\$ 585</td><td>Grade 9</td><td>\$ 795</td></tr> <tr><td>Grade 4</td><td>\$ 598</td><td>Grade 10</td><td>\$ 888</td></tr> <tr><td>Grade 5</td><td>\$ 616</td><td>Grade 11</td><td>\$ 1,001</td></tr> <tr><td>Grade 6</td><td>\$ 640</td><td>Grade 12</td><td>\$ 1,147</td></tr> <tr><td>Grade 7</td><td>\$ 676</td><td>Grade 13</td><td>\$ 1,337</td></tr> </table>	Grade 2	\$ 514	Grade 8	\$ 726	Gr 3/COM	\$ 585	Grade 9	\$ 795	Grade 4	\$ 598	Grade 10	\$ 888	Grade 5	\$ 616	Grade 11	\$ 1,001	Grade 6	\$ 640	Grade 12	\$ 1,147	Grade 7	\$ 676	Grade 13	\$ 1,337
		Grade 2	\$ 514	Grade 8	\$ 726																							
Gr 3/COM	\$ 585	Grade 9	\$ 795																									
Grade 4	\$ 598	Grade 10	\$ 888																									
Grade 5	\$ 616	Grade 11	\$ 1,001																									
Grade 6	\$ 640	Grade 12	\$ 1,147																									
Grade 7	\$ 676	Grade 13	\$ 1,337																									
 GSA SIN 33721	NP1201 NP1601G5 Oversize Guest Chair 400 lb. Capacity	Seat Height: 18.5 Arm Height: 27.5 Overall: 27.5 x 24 x 36 Inside: 24 x 18 x 18 COM Yardage: 2.5	UPS/FedEx: Yes Weight: 34 Cube: 5.5 Cartons: 1	<table border="1"> <tr><td>Grade 2</td><td>\$ 594</td><td>Grade 8</td><td>\$ 871</td></tr> <tr><td>Gr 3/COM</td><td>\$ 687</td><td>Grade 9</td><td>\$ 964</td></tr> <tr><td>Grade 4</td><td>\$ 704</td><td>Grade 10</td><td>\$ 1,087</td></tr> <tr><td>Grade 5</td><td>\$ 727</td><td>Grade 11</td><td>\$ 1,234</td></tr> <tr><td>Grade 6</td><td>\$ 759</td><td>Grade 12</td><td>\$ 1,426</td></tr> <tr><td>Grade 7</td><td>\$ 807</td><td>Grade 13</td><td>\$ 1,676</td></tr> </table>	Grade 2	\$ 594	Grade 8	\$ 871	Gr 3/COM	\$ 687	Grade 9	\$ 964	Grade 4	\$ 704	Grade 10	\$ 1,087	Grade 5	\$ 727	Grade 11	\$ 1,234	Grade 6	\$ 759	Grade 12	\$ 1,426	Grade 7	\$ 807	Grade 13	\$ 1,676
		Grade 2	\$ 594	Grade 8	\$ 871																							
Gr 3/COM	\$ 687	Grade 9	\$ 964																									
Grade 4	\$ 704	Grade 10	\$ 1,087																									
Grade 5	\$ 727	Grade 11	\$ 1,234																									
Grade 6	\$ 759	Grade 12	\$ 1,426																									
Grade 7	\$ 807	Grade 13	\$ 1,676																									
 GSA SIN 339113H	NP1401 NP1801G5 Bariatric Chair 750 lb. Capacity	Seat Height: 18.5 Arm Height: 27.5 Overall: 33.5 x 24 x 36 Inside: 30 x 18 x 18 COM Yardage: 2.5	UPS/FedEx: Yes Weight: 55 Cube: 9.2 Cartons: 1	<table border="1"> <tr><td>Grade 2</td><td>\$ 833</td><td>Grade 8</td><td>\$ 1,231</td></tr> <tr><td>Gr 3/COM</td><td>\$ 966</td><td>Grade 9</td><td>\$ 1,361</td></tr> <tr><td>Grade 4</td><td>\$ 991</td><td>Grade 10</td><td>\$ 1,537</td></tr> <tr><td>Grade 5</td><td>\$ 1,023</td><td>Grade 11</td><td>\$ 1,748</td></tr> <tr><td>Grade 6</td><td>\$ 1,070</td><td>Grade 12</td><td>\$ 2,022</td></tr> <tr><td>Grade 7</td><td>\$ 1,137</td><td>Grade 13</td><td>\$ 2,379</td></tr> </table>	Grade 2	\$ 833	Grade 8	\$ 1,231	Gr 3/COM	\$ 966	Grade 9	\$ 1,361	Grade 4	\$ 991	Grade 10	\$ 1,537	Grade 5	\$ 1,023	Grade 11	\$ 1,748	Grade 6	\$ 1,070	Grade 12	\$ 2,022	Grade 7	\$ 1,137	Grade 13	\$ 2,379
		Grade 2	\$ 833	Grade 8	\$ 1,231																							
Gr 3/COM	\$ 966	Grade 9	\$ 1,361																									
Grade 4	\$ 991	Grade 10	\$ 1,537																									
Grade 5	\$ 1,023	Grade 11	\$ 1,748																									
Grade 6	\$ 1,070	Grade 12	\$ 2,022																									
Grade 7	\$ 1,137	Grade 13	\$ 2,379																									
 GSA SIN 33721	NP1501 NP1501G5 Loveseat	Seat Height: 18.5 Arm Height: 27.5 Overall: 43.5 x 24 x 36 Inside: 40 x 18 x 18 COM Yardage: 2.75	UPS/FedEx: Yes Weight: 60 Cube: 11.9 Cartons: 1	<table border="1"> <tr><td>Grade 2</td><td>\$ 972</td><td>Grade 8</td><td>\$ 1,409</td></tr> <tr><td>Gr 3/COM</td><td>\$ 1,117</td><td>Grade 9</td><td>\$ 1,553</td></tr> <tr><td>Grade 4</td><td>\$ 1,146</td><td>Grade 10</td><td>\$ 1,746</td></tr> <tr><td>Grade 5</td><td>\$ 1,181</td><td>Grade 11</td><td>\$ 1,978</td></tr> <tr><td>Grade 6</td><td>\$ 1,232</td><td>Grade 12</td><td>\$ 2,280</td></tr> <tr><td>Grade 7</td><td>\$ 1,307</td><td>Grade 13</td><td>\$ 2,672</td></tr> </table>	Grade 2	\$ 972	Grade 8	\$ 1,409	Gr 3/COM	\$ 1,117	Grade 9	\$ 1,553	Grade 4	\$ 1,146	Grade 10	\$ 1,746	Grade 5	\$ 1,181	Grade 11	\$ 1,978	Grade 6	\$ 1,232	Grade 12	\$ 2,280	Grade 7	\$ 1,307	Grade 13	\$ 2,672
		Grade 2	\$ 972	Grade 8	\$ 1,409																							
Gr 3/COM	\$ 1,117	Grade 9	\$ 1,553																									
Grade 4	\$ 1,146	Grade 10	\$ 1,746																									
Grade 5	\$ 1,181	Grade 11	\$ 1,978																									
Grade 6	\$ 1,232	Grade 12	\$ 2,280																									
Grade 7	\$ 1,307	Grade 13	\$ 2,672																									
 GSA SIN 339113H	NP1161 NP1491G5 Hip Chair Guest	Seat Height: 24.5 Arm Height: 33.5 Overall: 23.5 x 24 x 42 Inside: 20 x 18 x 18 COM Yardage: 1.5	UPS/FedEx: Yes Weight: 37 Cube: 5.5 Cartons: 1	<table border="1"> <tr><td>Grade 2</td><td>\$ 658</td><td>Grade 8</td><td>\$ 870</td></tr> <tr><td>Gr 3/COM</td><td>\$ 729</td><td>Grade 9</td><td>\$ 939</td></tr> <tr><td>Grade 4</td><td>\$ 742</td><td>Grade 10</td><td>\$ 1,032</td></tr> <tr><td>Grade 5</td><td>\$ 760</td><td>Grade 11</td><td>\$ 1,145</td></tr> <tr><td>Grade 6</td><td>\$ 784</td><td>Grade 12</td><td>\$ 1,291</td></tr> <tr><td>Grade 7</td><td>\$ 820</td><td>Grade 13</td><td>\$ 1,481</td></tr> </table>	Grade 2	\$ 658	Grade 8	\$ 870	Gr 3/COM	\$ 729	Grade 9	\$ 939	Grade 4	\$ 742	Grade 10	\$ 1,032	Grade 5	\$ 760	Grade 11	\$ 1,145	Grade 6	\$ 784	Grade 12	\$ 1,291	Grade 7	\$ 820	Grade 13	\$ 1,481
		Grade 2	\$ 658	Grade 8	\$ 870																							
Gr 3/COM	\$ 729	Grade 9	\$ 939																									
Grade 4	\$ 742	Grade 10	\$ 1,032																									
Grade 5	\$ 760	Grade 11	\$ 1,145																									
Grade 6	\$ 784	Grade 12	\$ 1,291																									
Grade 7	\$ 820	Grade 13	\$ 1,481																									
 GSA SIN 339113H	NP1261 NP1691G5 Hip Chair Oversize	Seat Height: 24.5 Arm Height: 33.5 Overall: 27.5 x 24 x 42 Inside: 24 x 18 x 18 COM Yardage: 2.5	UPS/FedEx: Yes Weight: 41 Cube: 5.5 Cartons: 1	<table border="1"> <tr><td>Grade 2</td><td>\$ 739</td><td>Grade 8</td><td>\$ 1,017</td></tr> <tr><td>Gr 3/COM</td><td>\$ 832</td><td>Grade 9</td><td>\$ 1,109</td></tr> <tr><td>Grade 4</td><td>\$ 849</td><td>Grade 10</td><td>\$ 1,232</td></tr> <tr><td>Grade 5</td><td>\$ 872</td><td>Grade 11</td><td>\$ 1,379</td></tr> <tr><td>Grade 6</td><td>\$ 904</td><td>Grade 12</td><td>\$ 1,571</td></tr> <tr><td>Grade 7</td><td>\$ 952</td><td>Grade 13</td><td>\$ 1,821</td></tr> </table>	Grade 2	\$ 739	Grade 8	\$ 1,017	Gr 3/COM	\$ 832	Grade 9	\$ 1,109	Grade 4	\$ 849	Grade 10	\$ 1,232	Grade 5	\$ 872	Grade 11	\$ 1,379	Grade 6	\$ 904	Grade 12	\$ 1,571	Grade 7	\$ 952	Grade 13	\$ 1,821
		Grade 2	\$ 739	Grade 8	\$ 1,017																							
Gr 3/COM	\$ 832	Grade 9	\$ 1,109																									
Grade 4	\$ 849	Grade 10	\$ 1,232																									
Grade 5	\$ 872	Grade 11	\$ 1,379																									
Grade 6	\$ 904	Grade 12	\$ 1,571																									
Grade 7	\$ 952	Grade 13	\$ 1,821																									



Product Features



- Benches with a refined sense of style
- Heavy-duty construction

Please note new model # format:
NP2201 (new) | NP2411G5 (previous)

	Model # Description	Dimensions W"xD"xH"	Shipping	Pricing																								
 GSA SIN 33721	NP2201 NP2411G5 2 Chairs w/ Connecting Center Table	Seat Height: 18.5 Arm Height: 27.5 Overall: 65 x 24 x 36 Inside: 20 x 18 x 18 COM Yardage: 3	UPS/FedEx: Yes Weight: 73 Cube: 12.5 Cartons: 3	<table border="1"> <tr> <td>Grade 2</td><td>\$ 1,300</td> <td>Grade 8</td><td>\$ 1,724</td> </tr> <tr> <td>Gr 3/COM</td><td>\$ 1,442</td> <td>Grade 9</td><td>\$ 1,861</td> </tr> <tr> <td>Grade 4</td><td>\$ 1,467</td> <td>Grade 10</td><td>\$ 2,048</td> </tr> <tr> <td>Grade 5</td><td>\$ 1,503</td> <td>Grade 11</td><td>\$ 2,273</td> </tr> <tr> <td>Grade 6</td><td>\$ 1,552</td> <td>Grade 12</td><td>\$ 2,565</td> </tr> <tr> <td>Grade 7</td><td>\$ 1,624</td> <td>Grade 13</td><td>\$ 2,945</td> </tr> </table>	Grade 2	\$ 1,300	Grade 8	\$ 1,724	Gr 3/COM	\$ 1,442	Grade 9	\$ 1,861	Grade 4	\$ 1,467	Grade 10	\$ 2,048	Grade 5	\$ 1,503	Grade 11	\$ 2,273	Grade 6	\$ 1,552	Grade 12	\$ 2,565	Grade 7	\$ 1,624	Grade 13	\$ 2,945
		Grade 2	\$ 1,300	Grade 8	\$ 1,724																							
Gr 3/COM	\$ 1,442	Grade 9	\$ 1,861																									
Grade 4	\$ 1,467	Grade 10	\$ 2,048																									
Grade 5	\$ 1,503	Grade 11	\$ 2,273																									
Grade 6	\$ 1,552	Grade 12	\$ 2,565																									
Grade 7	\$ 1,624	Grade 13	\$ 2,945																									
 GSA SIN 33721	NP2301 NP2421G5 2 Chairs w/ Connecting Corner Table	Seat Height: 18.5 Arm Height: 27.5 Overall: 56 x 56 x 36 Inside: 20 x 18 x 18 COM Yardage: 3	UPS/FedEx: Yes Weight: 82 Cube: 13.3 Cartons: 3	<table border="1"> <tr> <td>Grade 2</td><td>\$ 1,450</td> <td>Grade 8</td><td>\$ 1,874</td> </tr> <tr> <td>Gr 3/COM</td><td>\$ 1,592</td> <td>Grade 9</td><td>\$ 2,012</td> </tr> <tr> <td>Grade 4</td><td>\$ 1,618</td> <td>Grade 10</td><td>\$ 2,198</td> </tr> <tr> <td>Grade 5</td><td>\$ 1,654</td> <td>Grade 11</td><td>\$ 2,423</td> </tr> <tr> <td>Grade 6</td><td>\$ 1,702</td> <td>Grade 12</td><td>\$ 2,716</td> </tr> <tr> <td>Grade 7</td><td>\$ 1,774</td> <td>Grade 13</td><td>\$ 3,095</td> </tr> </table>	Grade 2	\$ 1,450	Grade 8	\$ 1,874	Gr 3/COM	\$ 1,592	Grade 9	\$ 2,012	Grade 4	\$ 1,618	Grade 10	\$ 2,198	Grade 5	\$ 1,654	Grade 11	\$ 2,423	Grade 6	\$ 1,702	Grade 12	\$ 2,716	Grade 7	\$ 1,774	Grade 13	\$ 3,095
		Grade 2	\$ 1,450	Grade 8	\$ 1,874																							
Gr 3/COM	\$ 1,592	Grade 9	\$ 2,012																									
Grade 4	\$ 1,618	Grade 10	\$ 2,198																									
Grade 5	\$ 1,654	Grade 11	\$ 2,423																									
Grade 6	\$ 1,702	Grade 12	\$ 2,716																									
Grade 7	\$ 1,774	Grade 13	\$ 3,095																									

Options for Newport Chairs




 GSA SIN 33721	Armpads	Polyurethane Black only	\$ 53 per set
		Solid Surface Select any solid surface material from page 6	\$ 174 per set
 GSA SIN 33721	Ganging Brackets	Set of 2 brackets for connecting 2 chairs together. Brackets space chairs approximately 1 1/2" apart. Connect Guest, Oversize, Bariatric, Loveseat and Hip chairs.	\$ 37 per set

 GSA SIN 33721	NP2001 NP1005B5 2 Seat Bench	Seat Height: 18.5 Overall: 45 x 21 x 18.5 COM Yardage: 1.75	UPS/FedEx: Yes Weight: 38 Cube: 4.91 Cartons: 1	<table border="1"> <tr> <td>Grade 2</td><td>\$ 677</td> <td>Grade 8</td><td>\$ 955</td> </tr> <tr> <td>Gr 3/COM</td><td>\$ 771</td> <td>Grade 9</td><td>\$ 1,047</td> </tr> <tr> <td>Grade 4</td><td>\$ 788</td> <td>Grade 10</td><td>\$ 1,170</td> </tr> <tr> <td>Grade 5</td><td>\$ 811</td> <td>Grade 11</td><td>\$ 1,318</td> </tr> <tr> <td>Grade 6</td><td>\$ 843</td> <td>Grade 12</td><td>\$ 1,509</td> </tr> <tr> <td>Grade 7</td><td>\$ 890</td> <td>Grade 13</td><td>\$ 1,760</td> </tr> </table>	Grade 2	\$ 677	Grade 8	\$ 955	Gr 3/COM	\$ 771	Grade 9	\$ 1,047	Grade 4	\$ 788	Grade 10	\$ 1,170	Grade 5	\$ 811	Grade 11	\$ 1,318	Grade 6	\$ 843	Grade 12	\$ 1,509	Grade 7	\$ 890	Grade 13	\$ 1,760
		Grade 2	\$ 677	Grade 8	\$ 955																							
Gr 3/COM	\$ 771	Grade 9	\$ 1,047																									
Grade 4	\$ 788	Grade 10	\$ 1,170																									
Grade 5	\$ 811	Grade 11	\$ 1,318																									
Grade 6	\$ 843	Grade 12	\$ 1,509																									
Grade 7	\$ 890	Grade 13	\$ 1,760																									
 GSA SIN 33721	NP3001 NP1006B5 3 Seat Bench	Seat Height: 18.5 Overall: 67 x 21 x 18.5 COM Yardage: 2.25	UPS/FedEx: Yes Weight: 49 Cube: 6.2 Cartons: 1	<table border="1"> <tr> <td>Grade 2</td><td>\$ 915</td> <td>Grade 8</td><td>\$ 1,272</td> </tr> <tr> <td>Gr 3/COM</td><td>\$ 1,034</td> <td>Grade 9</td><td>\$ 1,390</td> </tr> <tr> <td>Grade 4</td><td>\$ 1,057</td> <td>Grade 10</td><td>\$ 1,548</td> </tr> <tr> <td>Grade 5</td><td>\$ 1,087</td> <td>Grade 11</td><td>\$ 1,738</td> </tr> <tr> <td>Grade 6</td><td>\$ 1,128</td> <td>Grade 12</td><td>\$ 1,985</td> </tr> <tr> <td>Grade 7</td><td>\$ 1,188</td> <td>Grade 13</td><td>\$ 2,306</td> </tr> </table>	Grade 2	\$ 915	Grade 8	\$ 1,272	Gr 3/COM	\$ 1,034	Grade 9	\$ 1,390	Grade 4	\$ 1,057	Grade 10	\$ 1,548	Grade 5	\$ 1,087	Grade 11	\$ 1,738	Grade 6	\$ 1,128	Grade 12	\$ 1,985	Grade 7	\$ 1,188	Grade 13	\$ 2,306
		Grade 2	\$ 915	Grade 8	\$ 1,272																							
Gr 3/COM	\$ 1,034	Grade 9	\$ 1,390																									
Grade 4	\$ 1,057	Grade 10	\$ 1,548																									
Grade 5	\$ 1,087	Grade 11	\$ 1,738																									
Grade 6	\$ 1,128	Grade 12	\$ 1,985																									
Grade 7	\$ 1,188	Grade 13	\$ 2,306																									


Product Features

- High pressure laminate or solid surface tabletops
- Reverse bevel knife edge profile
- Optional power unit available

Please note new model # format:
NP0620 (new) | NP1285T5 (previous)

	Model # Description		Dimensions W"xD"xH"	Shipping	Pricing
	NP0620 NP1285T5 End Table w/ Laminate Tabletop	Overall:	20 x 20 x 20	UPS/FedEx: Yes Weight: 23 Cube: 1.8 Cartons: 1	\$ 394
GSA SIN 33721	NP0621 NP1285T7 End Table w/ Solid Surface Tabletop	Overall:	20 x 20 x 20	UPS/FedEx: Yes Weight: 28 Cube: 1.8 Cartons: 1	\$ 719
	NP0840 NP1485T5 Coffee Table w/ Laminate Tabletop	Overall:	40 x 20 x 16	UPS/FedEx: Yes Weight: 44 Cube: 2.3 Cartons: 1	\$ 538
GSA SIN 33721	NP0841 NP1485T7 Coffee Table w/ Solid Surface Tabletop	Overall:	40 x 20 x 16	UPS/FedEx: Yes Weight: 34 Cube: 2.3 Cartons: 1	\$ 1,119
	NP0020 NP0285T1 Connecting Center Table w/ Laminate Tabletop	Overall:	23.5 x 17 x 1	UPS/FedEx: Yes Weight: 13 Cube: 1.5 Cartons: 1	\$ 271
GSA SIN 33721	NP0030 NP0585T1 Connecting Corner Table w/ Laminate Tabletop	Overall:	29 x 17 x 1	UPS/FedEx: Yes Weight: 22 Cube: 2.3 Cartons: 1	\$ 422

Options for Newport Tables

	Power PWT2	Flip-up, flush mounted power unit in brushed steel. Includes 2 grounded AC outlets, 1 USB charging port and 1 ethernet port. Installed in the rear center of all tables unless otherwise requested.	\$ 467
GSA SIN 33721			