



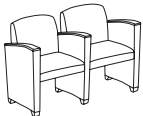
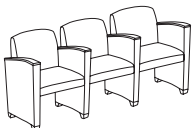


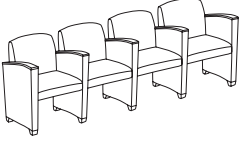
Product Features


- Tailored arm design accented with beautifully contoured armcaps
- Solid maple armcaps and legs
- Optional polyurethane and solid surface armcaps
- Heavy-duty construction

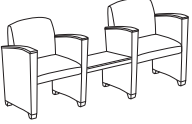
	Model # Description	Dimensions W"xD"xH"	Shipping	Pricing
	SV1101	Seat Height: 18	UPS/FedEx: Yes	Grade 2 \$ 1,232
	Guest Chair 400 lb. Capacity	Arm Height: 26 Overall: 26.5 x 26 x 32.5 Inside: 20 x 19 x 14.5 COM Yardage: 4	Weight: 51 Cube: 7.3 Cartons: 1	Grade 8 \$ 2,042 Grade 9 \$ 2,310 Grade 10 \$ 2,668 Grade 11 \$ 3,100 Grade 12 \$ 3,660 Grade 13 \$ 4,388
GSA SIN 33721				
	SV1201	Seat Height: 18	UPS/FedEx: Yes	Grade 2 \$ 1,388
	Oversize Guest Chair 500 lb. Capacity	Arm Height: 26 Overall: 30.5 x 26 x 32.5 Inside: 24 x 19 x 14.5 COM Yardage: 4.5	Weight: 56 Cube: 7.3 Cartons: 1	Grade 8 \$ 2,400 Grade 9 \$ 2,735 Grade 10 \$ 3,183 Grade 11 \$ 3,722 Grade 12 \$ 4,423 Grade 13 \$ 5,333
GSA SIN 33721				
	SV1401	Seat Height: 18	UPS/FedEx: Yes	Grade 2 \$ 1,866
	Bariatric Chair 750 lb. Capacity	Arm Height: 26 Overall: 36.5 x 26 x 32.5 Inside: 30 x 19 x 14.5 COM Yardage: 4.5	Weight: 65 Cube: 9 Cartons: 2	Grade 8 \$ 2,878 Grade 9 \$ 3,213 Grade 10 \$ 3,661 Grade 11 \$ 4,200 Grade 12 \$ 4,901 Grade 13 \$ 5,811
GSA SIN 339113H				
	SV1501	Seat Height: 18	UPS/FedEx: Yes	Grade 2 \$ 1,771
	Loveseat	Arm Height: 26 Overall: 49.5 x 26 x 32.5 Inside: 43 x 19 x 14.5 COM Yardage: 5	Weight: 83 Cube: 11.6 Cartons: 2	Grade 8 \$ 2,783 Grade 9 \$ 3,118 Grade 10 \$ 3,566 Grade 11 \$ 4,105 Grade 12 \$ 4,806 Grade 13 \$ 5,716
GSA SIN 33721				
	SV2103	Seat Height: 18	UPS/FedEx: Yes	Grade 2 \$ 2,238
	2 Seats with Center Arm	Arm Height: 26 Overall: 49.5 x 26 x 32.5 Inside: 20 x 19 x 14.5 COM Yardage: 7	Weight: 81 Cube: 13.8 Cartons: 2	Grade 8 \$ 3,655 Grade 9 \$ 4,123 Grade 10 \$ 4,751 Grade 11 \$ 5,506 Grade 12 \$ 6,486 Grade 13 \$ 7,761
GSA SIN 33721				
	SV3103	Seat Height: 18	UPS/FedEx: Yes	Grade 2 \$ 3,243
	3 Seats with Center Arms	Arm Height: 26 Overall: 72.5 x 26 x 32.5 Inside: 20 x 19 x 14.5 COM Yardage: 10.75	Weight: 128 Cube: 20.3 Cartons: 3	Grade 8 \$ 5,217 Grade 9 \$ 5,869 Grade 10 \$ 6,743 Grade 11 \$ 7,794 Grade 12 \$ 9,160 Grade 13 \$ 10,935
GSA SIN 33721				

Product Features


- Tailored arm design accented with beautifully contoured armcaps
- Solid maple armcaps and legs
- Optional polyurethane and solid surface armcaps
- Heavy-duty construction

Model # Description	Dimensions W"xD"xH"	Shipping	Pricing			
 <p>SV4103 4 Seats with Center Arms</p> <p>GSA SIN 33721</p>	Seat Height: 18	UPS/FedEx: Yes	Grade 2	\$ 4,250	Grade 8	\$ 6,679
	Arm Height: 26	Weight: 149	Gr 3/COM	\$ 5,058	Grade 9	\$ 7,482
	Overall: 95.5 x 26 x 32.5	Cube: 26.8	Grade 4	\$ 5,214	Grade 10	\$ 8,558
	Inside: 20 x 19 x 14.5	Cartons: 4	Grade 5	\$ 5,412	Grade 11	\$ 9,852
	COM Yardage: 14.75		Grade 6	\$ 5,696	Grade 12	\$ 11,532
			Grade 7	\$ 6,110	Grade 13	\$ 13,717

 <p>SV5103 5 Seats with Center Arms</p> <p>GSA SIN 33721</p>	Seat Height: 18	UPS/FedEx: Yes	Grade 2	\$ 5,254	Grade 8	\$ 8,290
	Arm Height: 26	Weight: 208	Gr 3/COM	\$ 6,264	Grade 9	\$ 9,294
	Overall: 118.5 x 26 x 32.5	Cube: 33.3	Grade 4	\$ 6,459	Grade 10	\$ 10,639
	Inside: 20 x 19 x 14.5	Cartons: 5	Grade 5	\$ 6,706	Grade 11	\$ 12,256
	COM Yardage: 18.5		Grade 6	\$ 7,061	Grade 12	\$ 14,357
			Grade 7	\$ 7,579	Grade 13	\$ 17,088


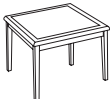


 <p>SV2201 2 Seats with Connecting Center Table</p> <p>GSA SIN 33721</p>	Seat Height: 18	UPS/FedEx: Yes	Grade 2	\$ 2,808	Grade 8	\$ 4,428
	Arm Height: 26	Weight: 96	Gr 3/COM	\$ 3,347	Grade 9	\$ 4,963
	Overall: 73 x 26 x 32.5	Cube: 21.9	Grade 4	\$ 3,451	Grade 10	\$ 5,680
	Inside: 30 x 19 x 14.5	Cartons: 3	Grade 5	\$ 3,583	Grade 11	\$ 6,543
	COM Yardage: 7.75		Grade 6	\$ 3,772	Grade 12	\$ 7,663
			Grade 7	\$ 4,048	Grade 13	\$ 9,120

Options for Savoy Chairs


	Armcap Choices	Solid Maple	Select any wood finish from page 6	No additional charge
		Polyurethane	Black only	No additional charge
		Solid Surface	Select any solid surface material from page 6	\$ 328 per set / \$164 each additional
		GSA SIN 33721		

Product Features

- Solid maple legs and frame
- Tabletops feature high pressure laminate inserts
- Optional power unit available

	Model # Description		Dimensions W"xD"xH"	Shipping	Pricing
	SV0620 End Table	Overall:	20 x 20 x 20.5	UPS/FedEx: Yes Weight: 20 Cube: 1.8 Cartons: 1	\$ 554
GSA SIN 33721					
	SV0624 Corner Table	Overall:	24 x 24 x 20.5	UPS/FedEx: Yes Weight: 32 Cube: 2.2 Cartons: 1	\$ 648
GSA SIN 33721					
	SV0840 Coffee Table	Overall:	40 x 20 x 16.5	UPS/FedEx: Yes Weight: 33 Cube: 4.3 Cartons: 1	\$ 715
GSA SIN 33721					
	SV0020 Connecting Center Table	Overall: Height	20 x 20 15	UPS/FedEx: Yes Weight: 15 Cube: 1.2 Cartons: 1	\$ 344
GSA SIN 33721					

Options for Savoy Tables

	Power PWT7	Compact power unit with 3 1/2" diameter black face plate. Includes 1 grounded AC outlet, 1 USB Type A and 1 USB Type C quick-charge ports. UL listed with 9' cord.	\$ 213
GSA SIN 33721		Installed in the center of all tables unless otherwise requested.	