


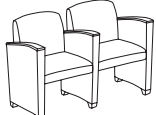

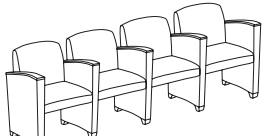
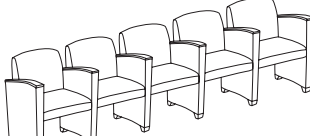


# SAVOY SERIES

## Product Features:

- Heavy-duty construction, 400 lb. capacity per seat on all standard seating
- 750 lb. capacity on bariatric guest chair

## Seating

Seating	Model#/Description	Specifications/Dimensions	Shipping	Pricing
	<b>G1401G4</b> Guest Chair	W"xD"xH" Seat Height: 19 Arm Height: 26 Overall: 26.5 x 26 x 32.5 Inside: 20 x 19 x 14.5 COM Yardage: 4	UPS/FedEx: Yes Weight: 48 Cube: 7.7 Cartons: 1 <b>Ship Code: B</b> <b>Units: 1</b>	Grade 2 \$ 689 Grade 3 \$ 860 Grade 4 \$ 903 Grade 5 \$ 978 Grade 6 \$ 1,058 Grade 7 \$ 1,186 Grade 8 \$ 1,378 Grade 9 \$ 1,570
	<b>G1601G4</b> Guest Chair 500 lb. Capacity	Seat Height: 19 Arm Height: 26 Overall: 30.5 x 26 x 32.5 Inside: 24 x 19 x 14.5 COM Yardage: 5	UPS/FedEx: Yes Weight: 53 Cube: 8.0 Cartons: 1 <b>Ship Code: B</b> <b>Units: 1</b>	Grade 2 \$ 778 Grade 3 \$ 992 Grade 4 \$ 1,045 Grade 5 \$ 1,139 Grade 6 \$ 1,239 Grade 7 \$ 1,399 Grade 8 \$ 1,639 Grade 9 \$ 1,879
	<b>G1501G4</b> Loveseat	Seat Height: 19 Arm Height: 26 Overall: 49.5 x 26 x 32.5 Inside: 43 x 19 x 14.5 COM Yardage: 5.5	UPS/FedEx: Yes Weight: 75 Cube: 32.0 Cartons: 2 <b>Ship Code: B</b> <b>Units: 2</b>	Grade 2 \$ 974 Grade 3 \$ 1,188 Grade 4 \$ 1,241 Grade 5 \$ 1,335 Grade 6 \$ 1,435 Grade 7 \$ 1,595 Grade 8 \$ 1,835 Grade 9 \$ 2,075
	<b>G2403G4</b> 2 Seats w/ Center Arm	Seat Height: 19 Arm Height: 26 Overall: 49.5 x 26 x 32.5 Inside: 20 x 19 x 14.5 COM Yardage: 7	UPS/FedEx: Yes Weight: 88 Cube: 13.8 Cartons: 2 <b>Ship Code: B</b> <b>Units: 2</b>	Grade 2 \$ 1,251 Grade 3 \$ 1,551 Grade 4 \$ 1,625 Grade 5 \$ 1,756 Grade 6 \$ 1,896 Grade 7 \$ 2,120 Grade 8 \$ 2,456 Grade 9 \$ 2,792
	<b>G3403G4</b> 3 Seats w/ Center Arms	Seat Height: 19 Arm Height: 26 Overall: 72.5 x 26 x 32.5 Inside: 20 x 19 x 14.5 COM Yardage: 10	UPS/FedEx: Yes Weight: 128 Cube: 19.9 Cartons: 3 <b>Ship Code: B</b> <b>Units: 3</b>	Grade 2 \$ 1,813 Grade 3 \$ 2,241 Grade 4 \$ 2,347 Grade 5 \$ 2,534 Grade 6 \$ 2,734 Grade 7 \$ 3,055 Grade 8 \$ 3,534 Grade 9 \$ 4,014
	<b>G4403G4</b> 4 Seats w/ Center Arms	Seat Height: 19 Arm Height: 26 Overall: 95.5 x 26 x 32.5 Inside: 20 x 19 x 14.5 COM Yardage: 13	UPS/FedEx: Yes Weight: 168 Cube: 26.0 Cartons: 4 <b>Ship Code: B</b> <b>Units: 4</b>	Grade 2 \$ 2,375 Grade 3 \$ 2,931 Grade 4 \$ 3,069 Grade 5 \$ 3,312 Grade 6 \$ 3,572 Grade 7 \$ 3,989 Grade 8 \$ 4,612 Grade 9 \$ 5,237
	<b>G5403G4</b> 5 Seats w/ Center Arms	Seat Height: 19 Arm Height: 26 Overall: 118.5 x 26 x 32.5 Inside: 20 x 19 x 14.5 COM Yardage: 16	UPS/FedEx: Yes Weight: 208 Cube: 32.1 Cartons: 5 <b>Ship Code: B</b> <b>Units: 5</b>	Grade 2 \$ 2,937 Grade 3 \$ 3,621 Grade 4 \$ 3,791 Grade 5 \$ 4,090 Grade 6 \$ 4,410 Grade 7 \$ 4,923 Grade 8 \$ 5,690 Grade 9 \$ 6,459

**Product Features:**

- Matching solid hardwood tables with high pressure laminate inlays (**choice of charcoal matrix or gray matrix inlays**)

**SAVOY SERIES**

**Bariatric Seating**



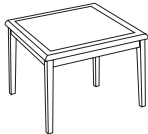
Model#/Description	Specifications/Dimensions	Shipping	Pricing
<b>G1801G4</b> <b>Bariatric Guest Chair</b> <b>750 lb. Capacity</b>	<i>W"xD"xH"</i>		
	Seat Height: 19	UPS/FedEx: Yes	Grade 2 \$ 1,026
	Arm Height: 26	Weight: 65	Grade 3 \$ 1,240
	Overall: 36.5 x 26 x 32.5	Cube: 27.0	Grade 4 \$ 1,293
	Inside: 30 x 19 x 14.5	Cartons: 2	Grade 5 \$ 1,387
COM Yardage: 5	<b>Ship Code: B</b>	Grade 6 \$ 1,487	
	<b>Units: 2</b>	Grade 7 \$ 1,647	
		Grade 8 \$ 1,887	
		Grade 9 \$ 2,127	

**Tables**

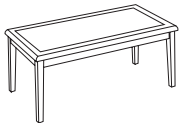
**Please specify charcoal matrix or gray matrix inlay.**



<b>G1250T5</b> <b>End Table</b>	Overall: 20 x 20 x 20.5	UPS/FedEx: Yes	\$ 307
		Weight: 23	
		Cube: 1.8	
		Cartons: 1	
		<b>Ship Code: A</b>	
		<b>Units: 1</b>	



<b>G1350T5</b> <b>Corner Table</b>	Overall: 24 x 24 x 20.5	UPS/FedEx: Yes	\$ 359
		Weight: 32	
		Cube: 2.4	
		Cartons: 1	
		<b>Ship Code: A</b>	
		<b>Units: 1</b>	



<b>G1450T5</b> <b>Coffee Table</b>	Overall: 40 x 20 x 16.5	UPS/FedEx: Yes	\$ 399
		Weight: 35	
		Cube: 2.2	
		Cartons: 1	
		<b>Ship Code: A</b>	
		<b>Units: 1</b>	



<b>G0290T1</b> <b>Connecting Center Table</b>	Overall: 20 x 20 x 15	UPS/FedEx: Yes	\$ 192
		Weight: 15	
		Cube: 1.3	
		Cartons: 1	
		<b>Ship Code: A</b>	
		<b>Units: 1</b>	

**Options**

Black Urethane Arm Caps

No Additional Charge

*Please request when ordering.*