



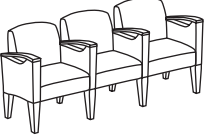

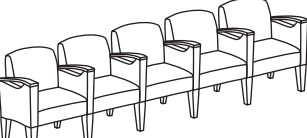


BREWSTER SERIES

Product Features:

- Refined exposed leg design
- Sophisticated, open arm styling
- Heavy-duty construction, 400 lb. capacity per seat on all standard seating
- 750 lb. capacity on bariatric guest chair

Seating

	Model#/Description	Specifications/Dimensions	Shipping	Pricing
	F1451K6 Guest Chair	<i>W"xD"xH"</i> Seat Height: 19 Arm Height: 26 Overall: 25.5 x 26 x 32.5 Inside: 20 x 19 x 14.5 COM Yardage: 3	UPS/FedEx: Yes Weight: 45 Cube: 7.7 Cartons: 1 Ship Code: B Units: 1	Grade 2 \$ 741 Grade 3 \$ 870 Grade 4 \$ 902 Grade 5 \$ 958 Grade 6 \$ 1,018 Grade 7 \$ 1,114 Grade 8 \$ 1,258 Grade 9 \$ 1,402
	F1651K6 Guest Chair 500 lb. Capacity	Seat Height: 19 Arm Height: 26 Overall: 29.5 x 26 x 32.5 Inside: 24 x 19 x 14.5 COM Yardage: 4	UPS/FedEx: Yes Weight: 50 Cube: 8.0 Cartons: 1 Ship Code: B Units: 1	Grade 2 \$ 830 Grade 3 \$ 1,001 Grade 4 \$ 1,044 Grade 5 \$ 1,119 Grade 6 \$ 1,199 Grade 7 \$ 1,327 Grade 8 \$ 1,519 Grade 9 \$ 1,711
	F1551K6 Loveseat	Seat Height: 19 Arm Height: 26 Overall: 48.5 x 26 x 32.5 Inside: 43 x 19 x 14.5 COM Yardage: 4.5	UPS/FedEx: Yes Weight: 72 Cube: 32.0 Cartons: 2 Ship Code: B Units: 2	Grade 2 \$ 1,026 Grade 3 \$ 1,197 Grade 4 \$ 1,240 Grade 5 \$ 1,315 Grade 6 \$ 1,395 Grade 7 \$ 1,523 Grade 8 \$ 1,715 Grade 9 \$ 1,907
	F2453K6 2 Seats w/ Center Arm	Seat Height: 19 Arm Height: 26 Overall: 48.5 x 26 x 32.5 Inside: 20 x 19 x 14.5 COM Yardage: 5.5	UPS/FedEx: Yes Weight: 85 Cube: 13.8 Cartons: 2 Ship Code: B Units: 2	Grade 2 \$ 1,355 Grade 3 \$ 1,580 Grade 4 \$ 1,636 Grade 5 \$ 1,734 Grade 6 \$ 1,839 Grade 7 \$ 2,007 Grade 8 \$ 2,259 Grade 9 \$ 2,511
	F3453K6 3 Seats w/ Center Arms	Seat Height: 19 Arm Height: 26 Overall: 71.5 x 26 x 32.5 Inside: 20 x 19 x 14.5 COM Yardage: 8	UPS/FedEx: Yes Weight: 125 Cube: 19.9 Cartons: 3 Ship Code: B Units: 3	Grade 2 \$ 1,969 Grade 3 \$ 2,290 Grade 4 \$ 2,370 Grade 5 \$ 2,510 Grade 6 \$ 2,660 Grade 7 \$ 2,900 Grade 8 \$ 3,260 Grade 9 \$ 3,620
	F4453K6 4 Seats w/ Center Arms	Seat Height: 19 Arm Height: 26 Overall: 94.5 x 26 x 32.5 Inside: 20 x 19 x 14.5 COM Yardage: 10.5	UPS/FedEx: Yes Weight: 165 Cube: 26.0 Cartons: 4 Ship Code: B Units: 4	Grade 2 \$ 2,583 Grade 3 \$ 3,000 Grade 4 \$ 3,104 Grade 5 \$ 3,286 Grade 6 \$ 3,481 Grade 7 \$ 3,794 Grade 8 \$ 4,261 Grade 9 \$ 4,729
	F5453K6 5 Seats w/ Center Arms	Seat Height: 19 Arm Height: 26 Overall: 117.5 x 26 x 32.5 Inside: 20 x 19 x 14.5 COM Yardage: 13	UPS/FedEx: Yes Weight: 205 Cube: 32.1 Cartons: 5 Ship Code: B Units: 5	Grade 2 \$ 3,197 Grade 3 \$ 3,710 Grade 4 \$ 3,838 Grade 5 \$ 4,062 Grade 6 \$ 4,302 Grade 7 \$ 4,687 Grade 8 \$ 5,262 Grade 9 \$ 5,839

Product Features:

- Matching solid hardwood tables with high pressure laminate inlays (**choice of charcoal matrix or gray matrix inlays**)

BREWSTER SERIES

Bariatric Seating



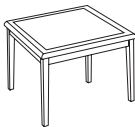
Model#/Description	Specifications/Dimensions	Shipping	Pricing
F1851K6 Bariatric Guest Chair 750 lb. Capacity	W"xD"xH" Seat Height: 19 Arm Height: 26 Overall: 35.5 x 26 x 32.5 Inside: 30 x 19 x 14.5 COM Yardage: 4	UPS/FedEx: Yes Weight: 62 Cube: 27.0 Cartons: 2 Ship Code: B Units: 2	Grade 2 \$ 1,078 Grade 3 \$ 1,249 Grade 4 \$ 1,292 Grade 5 \$ 1,367 Grade 6 \$ 1,447 Grade 7 \$ 1,575 Grade 8 \$ 1,767 Grade 9 \$ 1,959

Tables

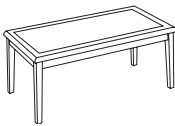
Please specify charcoal matrix or gray matrix inlay.



F1255T5 End Table	Overall: 20 x 20 x 20.5	UPS/FedEx: Yes Weight: 23 Cube: 1.8 Cartons: 1 Ship Code: A Units: 1	\$ 307
------------------------------------	-------------------------	---	--------



F1355T5 Corner Table	Overall: 24 x 24 x 20.5	UPS/FedEx: Yes Weight: 32 Cube: 2.4 Cartons: 1 Ship Code: A Units: 1	\$ 359
---------------------------------------	-------------------------	---	--------



F1455T5 Coffee Table	Overall: 40 x 20 x 16.5	UPS/FedEx: Yes Weight: 35 Cube: 2.2 Cartons: 1 Ship Code: A Units: 1	\$ 399
---------------------------------------	-------------------------	---	--------



F0295T1 Connecting Center Table	Overall: 20 x 20 x 15	UPS/FedEx: Yes Weight: 15 Cube: 1.3 Cartons: 1 Ship Code: A Units: 1	\$ 192
--	-----------------------	---	--------