



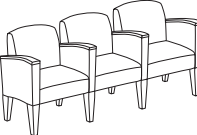




# BELMONT SERIES

## Product Features:

- Refined exposed leg design
- Heavy-duty construction, 400 lb. capacity per seat on all standard seating
- 750 lb. capacity on bariatric guest chair

## Seating

	Model#/ Description	Specifications/Dimensions	Shipping	Pricing
	<b>G1451K4</b> Guest Chair	<i>W"xD"xH"</i> Seat Height: 19 Arm Height: 26 Overall: 25.5 x 26 x 32.5 Inside: 20 x 19 x 14.5 COM Yardage: 3	UPS/FedEx: Yes Weight: 45 Cube: 7.7 Cartons: 1 <b>Ship Code: B</b> <b>Units: 1</b>	Grade 2 \$ 708 Grade 3 \$ 837 Grade 4 \$ 869 Grade 5 \$ 925 Grade 6 \$ 985 Grade 7 \$ 1,081 Grade 8 \$ 1,225 Grade 9 \$ 1,369
	<b>G1651K4</b> Guest Chair 500 lb. Capacity	Seat Height: 19 Arm Height: 26 Overall: 29.5 x 26 x 32.5 Inside: 24 x 19 x 14.5 COM Yardage: 4	UPS/FedEx: Yes Weight: 50 Cube: 8.0 Cartons: 1 <b>Ship Code: B</b> <b>Units: 1</b>	Grade 2 \$ 797 Grade 3 \$ 968 Grade 4 \$ 1,011 Grade 5 \$ 1,086 Grade 6 \$ 1,166 Grade 7 \$ 1,294 Grade 8 \$ 1,486 Grade 9 \$ 1,678
	<b>G1551K4</b> Loveseat	Seat Height: 19 Arm Height: 26 Overall: 48.5 x 26 x 32.5 Inside: 43 x 19 x 14.5 COM Yardage: 4.5	UPS/FedEx: Yes Weight: 72 Cube: 32.0 Cartons: 2 <b>Ship Code: B</b> <b>Units: 2</b>	Grade 2 \$ 993 Grade 3 \$ 1,164 Grade 4 \$ 1,207 Grade 5 \$ 1,282 Grade 6 \$ 1,362 Grade 7 \$ 1,490 Grade 8 \$ 1,682 Grade 9 \$ 1,874
	<b>G2453K4</b> 2 Seats w/ Center Arm	Seat Height: 19 Arm Height: 26 Overall: 48.5 x 26 x 32.5 Inside: 20 x 19 x 14.5 COM Yardage: 5.5	UPS/FedEx: Yes Weight: 85 Cube: 13.8 Cartons: 2 <b>Ship Code: B</b> <b>Units: 2</b>	Grade 2 \$ 1,289 Grade 3 \$ 1,514 Grade 4 \$ 1,570 Grade 5 \$ 1,668 Grade 6 \$ 1,773 Grade 7 \$ 1,941 Grade 8 \$ 2,193 Grade 9 \$ 2,445
	<b>G3453K4</b> 3 Seats w/ Center Arms	Seat Height: 19 Arm Height: 26 Overall: 71.5 x 26 x 32.5 Inside: 20 x 19 x 14.5 COM Yardage: 8	UPS/FedEx: Yes Weight: 125 Cube: 19.9 Cartons: 3 <b>Ship Code: B</b> <b>Units: 3</b>	Grade 2 \$ 1,870 Grade 3 \$ 2,191 Grade 4 \$ 2,271 Grade 5 \$ 2,411 Grade 6 \$ 2,561 Grade 7 \$ 2,801 Grade 8 \$ 3,161 Grade 9 \$ 3,521
	<b>G4453K4</b> 4 Seats w/ Center Arms	Seat Height: 19 Arm Height: 26 Overall: 94.5 x 26 x 32.5 Inside: 20 x 19 x 14.5 COM Yardage: 10.5	UPS/FedEx: Yes Weight: 165 Cube: 26.0 Cartons: 4 <b>Ship Code: B</b> <b>Units: 4</b>	Grade 2 \$ 2,451 Grade 3 \$ 2,868 Grade 4 \$ 2,972 Grade 5 \$ 3,154 Grade 6 \$ 3,349 Grade 7 \$ 3,662 Grade 8 \$ 4,129 Grade 9 \$ 4,597
	<b>G5453K4</b> 5 Seats w/ Center Arms	Seat Height: 19 Arm Height: 26 Overall: 117.5 x 26 x 32.5 Inside: 20 x 19 x 14.5 COM Yardage: 13	UPS/FedEx: Yes Weight: 205 Cube: 32.1 Cartons: 5 <b>Ship Code: B</b> <b>Units: 5</b>	Grade 2 \$ 3,032 Grade 3 \$ 3,545 Grade 4 \$ 3,673 Grade 5 \$ 3,897 Grade 6 \$ 4,137 Grade 7 \$ 4,522 Grade 8 \$ 5,097 Grade 9 \$ 5,674

**Product Features:**

- Matching solid hardwood tables with high pressure laminate inlays (**choice of charcoal matrix or gray matrix inlays**)

**BELMONT SERIES**

**Bariatric Seating**



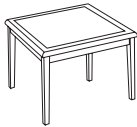
Model#/Description	Specifications/Dimensions	Shipping	Pricing
<b>G1851K4</b> <b>Bariatric Guest Chair</b> <b>750 lb. Capacity</b>	Seat Height: 19	UPS/FedEx: Yes	Grade 2 \$ 1,045
	Arm Height: 26	Weight: 62	Grade 3 \$ 1,216
	Overall: 35.5 x 26 x 32.5	Cube: 27.0	Grade 4 \$ 1,259
	Inside: 30 x 19 x 14.5	Cartons: 2	Grade 5 \$ 1,334
	COM Yardage: 4	<b>Ship Code: B</b>	Grade 6 \$ 1,414
		<b>Units: 2</b>	Grade 7 \$ 1,542
			Grade 8 \$ 1,734
			Grade 9 \$ 1,926

**Tables**

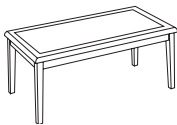
**Please specify charcoal matrix or gray matrix inlay.**



<b>G1255T5</b> <b>End Table</b>	Overall: 20 x 20 x 20.5	UPS/FedEx: Yes	\$ 307
		Weight: 23	
		Cube: 1.8	
		Cartons: 1	
		<b>Ship Code: A</b>	
		<b>Units: 1</b>	



<b>G1355T5</b> <b>Corner Table</b>	Overall: 24 x 24 x 20.5	UPS/FedEx: Yes	\$ 359
		Weight: 32	
		Cube: 2.4	
		Cartons: 1	
		<b>Ship Code: A</b>	
		<b>Units: 1</b>	



<b>G1455T5</b> <b>Coffee Table</b>	Overall: 40 x 20 x 16.5	UPS/FedEx: Yes	\$ 399
		Weight: 35	
		Cube: 2.2	
		Cartons: 1	
		<b>Ship Code: A</b>	
		<b>Units: 1</b>	



<b>G0295T1</b> <b>Connecting Center Table</b>	Overall: 20 x 20 x 15	UPS/FedEx: Yes	\$ 192
		Weight: 15	
		Cube: 1.3	
		Cartons: 1	
		<b>Ship Code: A</b>	
		<b>Units: 1</b>	