

Fully Upholstered Seating - Somerset Series

Graceful Open Arm Styling



F1401G6 Guest Chair
F1250T5 End Table

- Sophisticated open arm styling
- Heavy duty construction
- 400lb capacity on all standard seating
- 750lb capacity on bariatric guest chair



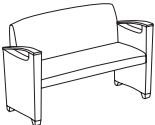
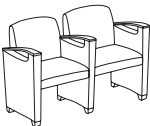
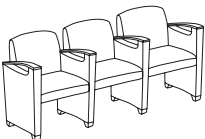
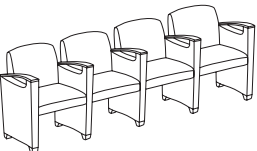
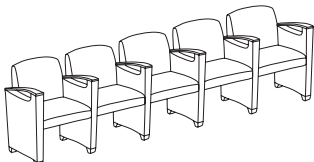


SOMERSET SERIES

Product Features:

- Sophisticated, open arm styling
- Heavy-duty construction, 400 lb. capacity per seat on all standard seating
- 750 lb. capacity on bariatric guest chair

Seating

	Model#/Description	Specifications/Dimensions	Shipping	Pricing
	F1401G6 Guest Chair	Seat Height: 19 Arm Height: 26 Overall: 26.5 x 26 x 32.5 Inside: 20 x 19 x 14.5 COM Yardage: 4	W"xD"xH" UPS: Yes Weight: 48 Cube: 7.7 Cartons: 1 Ship Code: B Units: 1	Grade 2 \$ 687 Grade 3 \$ 850 Grade 4 \$ 891 Grade 5 \$ 962 Grade 6 \$ 1,038 Grade 7 \$ 1,160 Grade 8 \$ 1,343 Grade 9 \$ 1,526
	F1601G6 Guest Chair 500 lb. Capacity	Seat Height: 19 Arm Height: 26 Overall: 30.5 x 26 x 32.5 Inside: 24 x 19 x 14.5 COM Yardage: 5	UPS: Yes Weight: 53 Cube: 8.0 Cartons: 1 Ship Code: B Units: 1	Grade 2 \$ 771 Grade 3 \$ 975 Grade 4 \$ 1,026 Grade 5 \$ 1,115 Grade 6 \$ 1,210 Grade 7 \$ 1,362 Grade 8 \$ 1,591 Grade 9 \$ 1,820
	F1501G6 Loveseat	Seat Height: 19 Arm Height: 26 Overall: 49.5 x 26 x 32.5 Inside: 43 x 19 x 14.5 COM Yardage: 5.5	UPS: Yes Weight: 75 Cube: 32.0 Cartons: 2 Ship Code: B Units: 2	Grade 2 \$ 956 Grade 3 \$ 1,160 Grade 4 \$ 1,211 Grade 5 \$ 1,300 Grade 6 \$ 1,395 Grade 7 \$ 1,547 Grade 8 \$ 1,776 Grade 9 \$ 2,005
	F2403G6 2 Seats w/ Center Arm	Seat Height: 19 Arm Height: 26 Overall: 49.5 x 26 x 32.5 Inside: 20 x 19 x 14.5 COM Yardage: 7	UPS: Yes Weight: 88 Cube: 13.8 Cartons: 2 Ship Code: B Units: 2	Grade 2 \$ 1,252 Grade 3 \$ 1,537 Grade 4 \$ 1,608 Grade 5 \$ 1,733 Grade 6 \$ 1,866 Grade 7 \$ 2,080 Grade 8 \$ 2,399 Grade 9 \$ 2,720
	F3403G6 3 Seats w/ Center Arms	Seat Height: 19 Arm Height: 26 Overall: 72.5 x 26 x 32.5 Inside: 20 x 19 x 14.5 COM Yardage: 10	UPS: Yes Weight: 128 Cube: 19.9 Cartons: 3 Ship Code: B Units: 3	Grade 2 \$ 1,817 Grade 3 \$ 2,224 Grade 4 \$ 2,326 Grade 5 \$ 2,504 Grade 6 \$ 2,694 Grade 7 \$ 2,999 Grade 8 \$ 3,456 Grade 9 \$ 3,914
	F4403G6 4 Seats w/ Center Arms	Seat Height: 19 Arm Height: 26 Overall: 95.5 x 26 x 32.5 Inside: 20 x 19 x 14.5 COM Yardage: 13	UPS: Yes Weight: 168 Cube: 26.0 Cartons: 4 Ship Code: B Units: 4	Grade 2 \$ 2,382 Grade 3 \$ 2,911 Grade 4 \$ 3,043 Grade 5 \$ 3,274 Grade 6 \$ 3,522 Grade 7 \$ 3,919 Grade 8 \$ 4,512 Grade 9 \$ 5,107
	F5403G6 5 Seats w/ Center Arms	Seat Height: 19 Arm Height: 26 Overall: 118.5 x 26 x 32.5 Inside: 20 x 19 x 14.5 COM Yardage: 16	UPS: Yes Weight: 208 Cube: 32.1 Cartons: 5 Ship Code: B Units: 5	Grade 2 \$ 2,947 Grade 3 \$ 3,598 Grade 4 \$ 3,761 Grade 5 \$ 4,045 Grade 6 \$ 4,350 Grade 7 \$ 4,839 Grade 8 \$ 5,568 Grade 9 \$ 6,301

Product Features:

- Matching solid hardwood tables with high pressure laminate inlays (choice of charcoal matrix or gray matrix inlays)

SOMERSET SERIES

Bariatric Seating



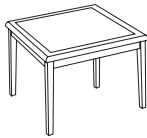
Model#/Description	Specifications/Dimensions	Shipping	Pricing
F1801G6 Bariatric Guest Chair 750 lb. Capacity	W"xD"xH" Seat Height: 19 Arm Height: 26 Overall: 36.5 x 26 x 32.5 Inside: 30 x 19 x 14.5 COM Yardage: 5	UPS: Yes Weight: 65 Cube: 27.0 Cartons: 2 Ship Code: B Units: 2	Grade 2 \$ 1,008 Grade 3 \$ 1,212 Grade 4 \$ 1,263 Grade 5 \$ 1,352 Grade 6 \$ 1,447 Grade 7 \$ 1,599 Grade 8 \$ 1,828 Grade 9 \$ 2,057

Tables

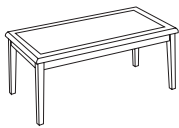
Please specify charcoal matrix or gray matrix inlay.



F1250T5 End Table	Overall: 20 x 20 x 20.5	UPS: Yes Weight: 23 Cube: 1.8 Cartons: 1 Ship Code: A Units: 1	\$ 292
------------------------------------	-------------------------	---	--------



F1350T5 Corner Table	Overall: 24 x 24 x 20.5	UPS: Yes Weight: 32 Cube: 2.4 Cartons: 1 Ship Code: A Units: 1	\$ 341
---------------------------------------	-------------------------	---	--------



F1450T5 Coffee Table	Overall: 40 x 20 x 16.5	UPS: Yes Weight: 35 Cube: 2.2 Cartons: 1 Ship Code: A Units: 1	\$ 379
---------------------------------------	-------------------------	---	--------



F0290T1 Connecting Center Table	Overall: 20 x 20 x 15	UPS: Yes Weight: 15 Cube: 1.3 Cartons: 1 Ship Code: A Units: 1	\$ 182
--	-----------------------	---	--------

Options

Black Urethane Arm Caps No Additional Charge
 Please request when ordering.